



The School Board of Broward County, Florida



Investment Performance Review For the Quarter Ended March 31, 2021

Investment Advisors

PFM Asset Management LLC

Steven Alexander, CTP, CGFO, CPPT, Managing Director
Robert Cheddar, CFA, Chief Credit Officer, Managing Director
Scott Sweeten, BCM, CFS, Client Relationship Manager
Sean Gannon, CTP, Senior Managing Consultant

213 Market Street
Harrisburg, PA 17101
717.232.2723
717.233.6073 fax

300 South Orange Avenue
Suite 1170
Orlando, FL 32801
407.648.2208
407.648.1323 fax

Tab I

- ◆ Market Update

Tab II

- ◆ Executive Summary
- ◆ Asset Allocation Chart

Tab III

- ◆ Long Term Operating 1-3 Fund
- ◆ Long Term Operating 1-5 Fund
- ◆ Important Disclosures

Tab I

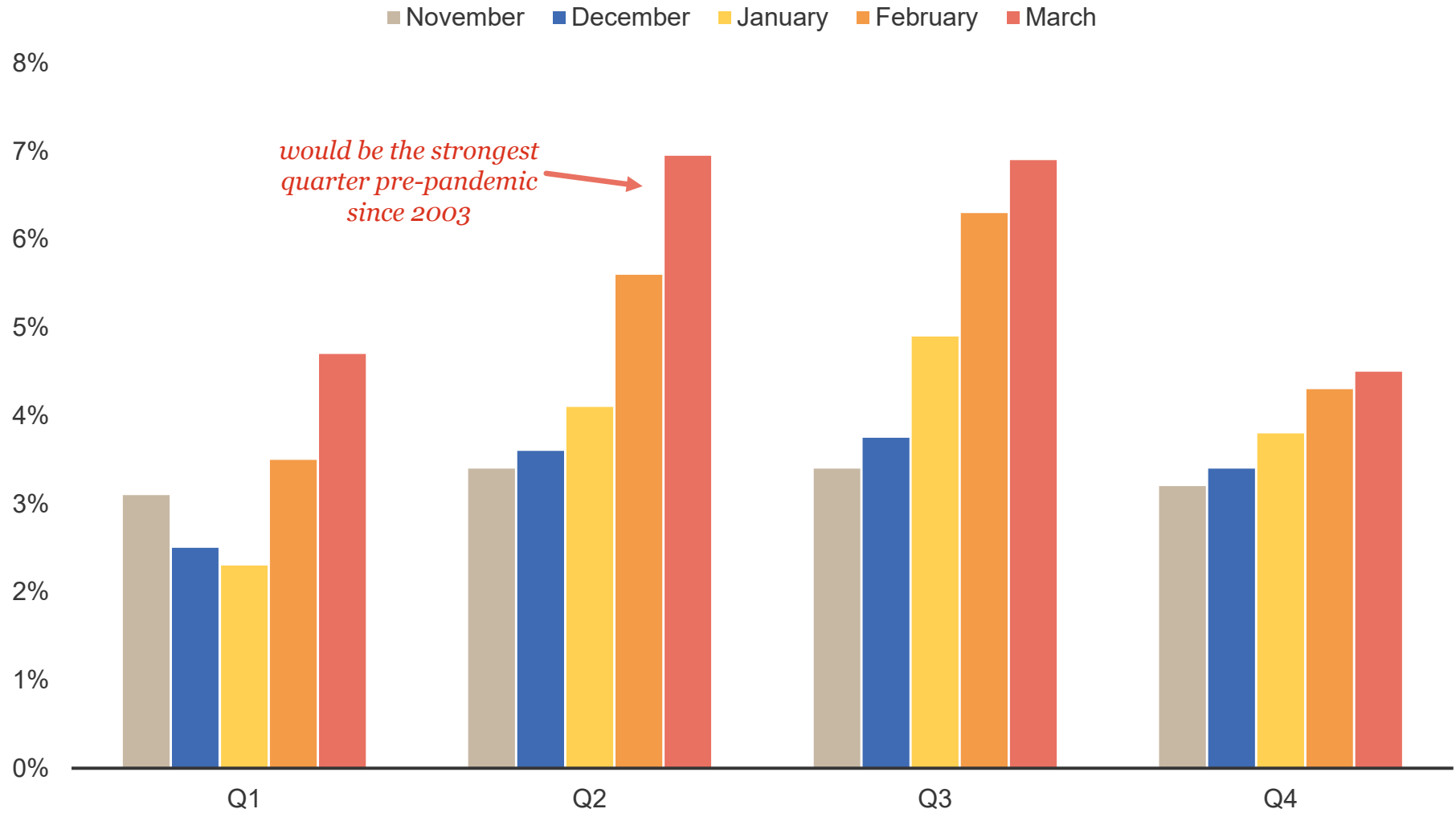
The Fight Against the COVID-19 Pandemic Continues

- ◆ COVID-19 cases fell by 66% in the U.S. during the first quarter.
- ◆ Approximately 95 million Americans received at least one vaccination by quarter-end.

Enactment Date	Congressional Actions
March 6, 2020	\$7.8 billion Coronavirus Preparedness and Response Supplemental Appropriations Act
March 18	\$15.4 billion Families First Coronavirus Response Act (FFCRA)
March 27	\$2.1 trillion Coronavirus Aid, Relief, and Economic Security (CARES) Act
April 24	\$483 billion Paycheck Protection Program and Health Care Enhancement Act
Dec 27	\$900 billion Coronavirus Response and Relief Supplemental Appropriations (CRRSA) Act
March 11, 2021	\$1.9 trillion American Rescue Plan (ARP) Act of 2021
?	\$2 trillion proposed "American Jobs Plan"

GDP Estimates Improve Due to Passage of New Relief Bill

U.S. Quarterly GDP Forecasts for 2021



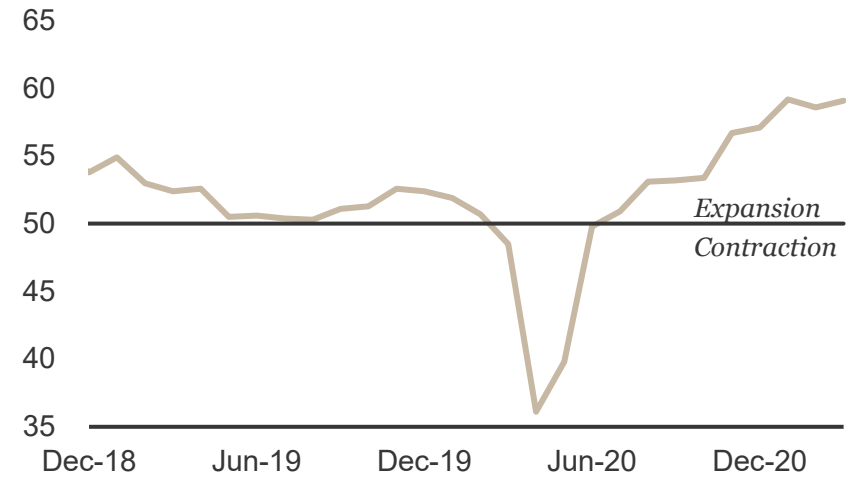
Source: Bloomberg, as of March 31, 2021.

U.S. Economic Momentum Accelerated in the First Quarter of 2021

Conference Board Consumer Confidence



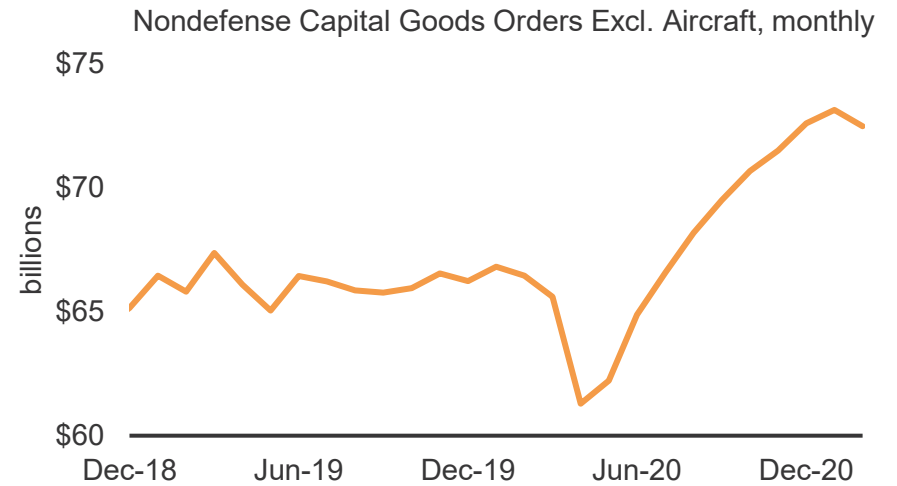
Manufacturing Market PMI



S&P 500 Closing Price



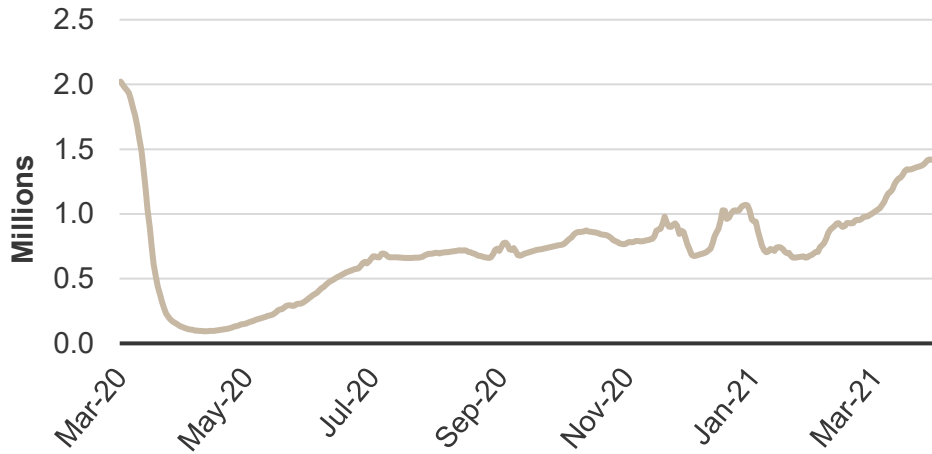
Business Investment



Source: Bloomberg, as of April 6, 2021.

High Frequency Data Indicates the Economic Recovery Is Gaining Momentum

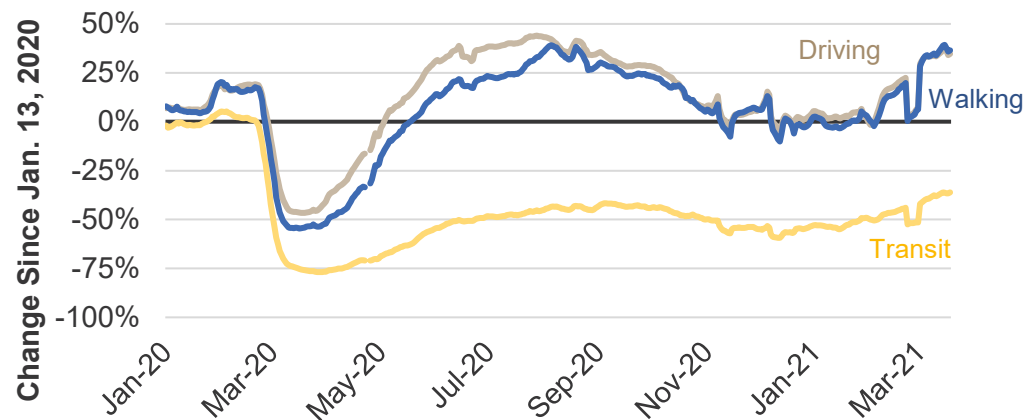
TSA Checkpoint Travel Numbers
7-Day Moving Average



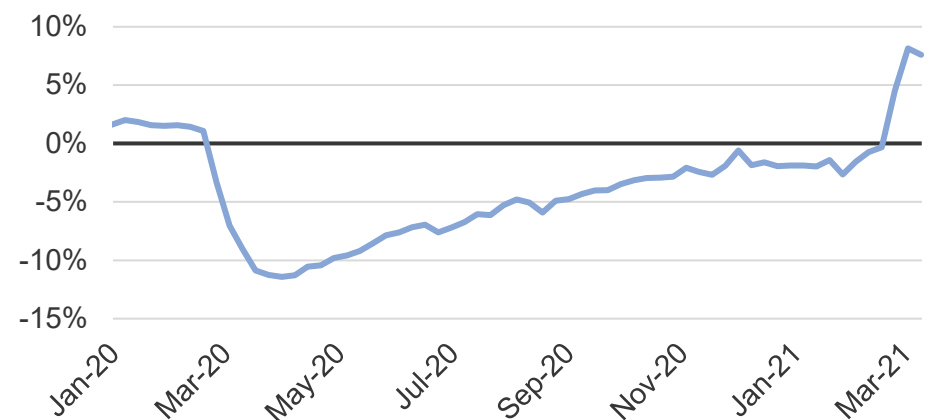
U.S. OpenTable Restaurant Reservations
7-Day Moving Average



Requests for Directions in Apple Maps
7-Day Moving Average

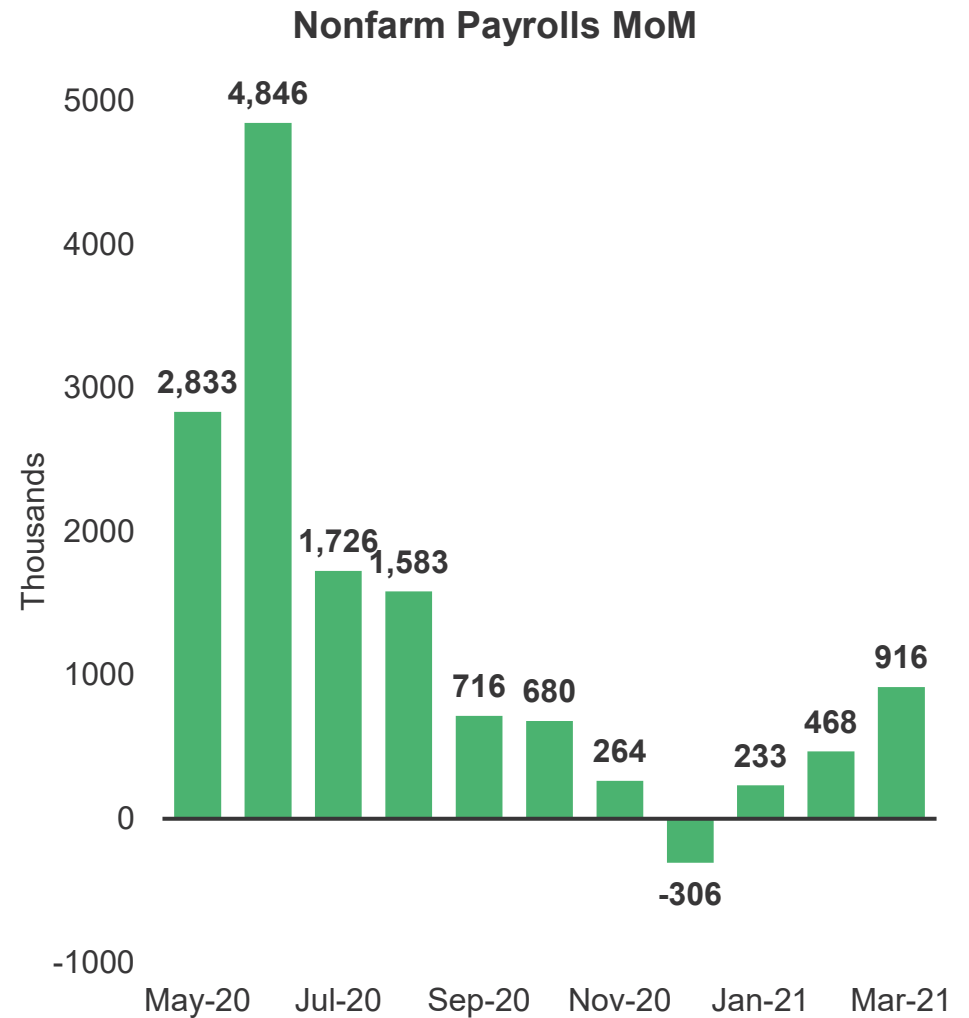
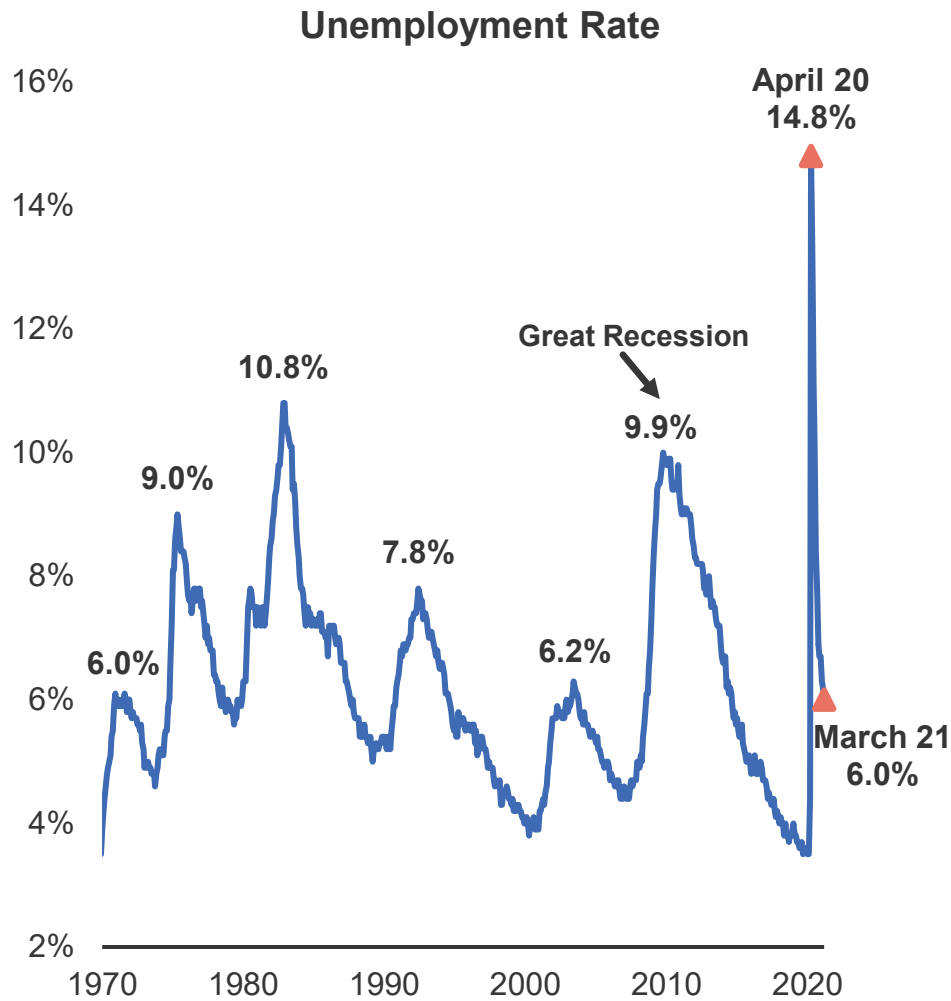


NY Fed Weekly Economic Index



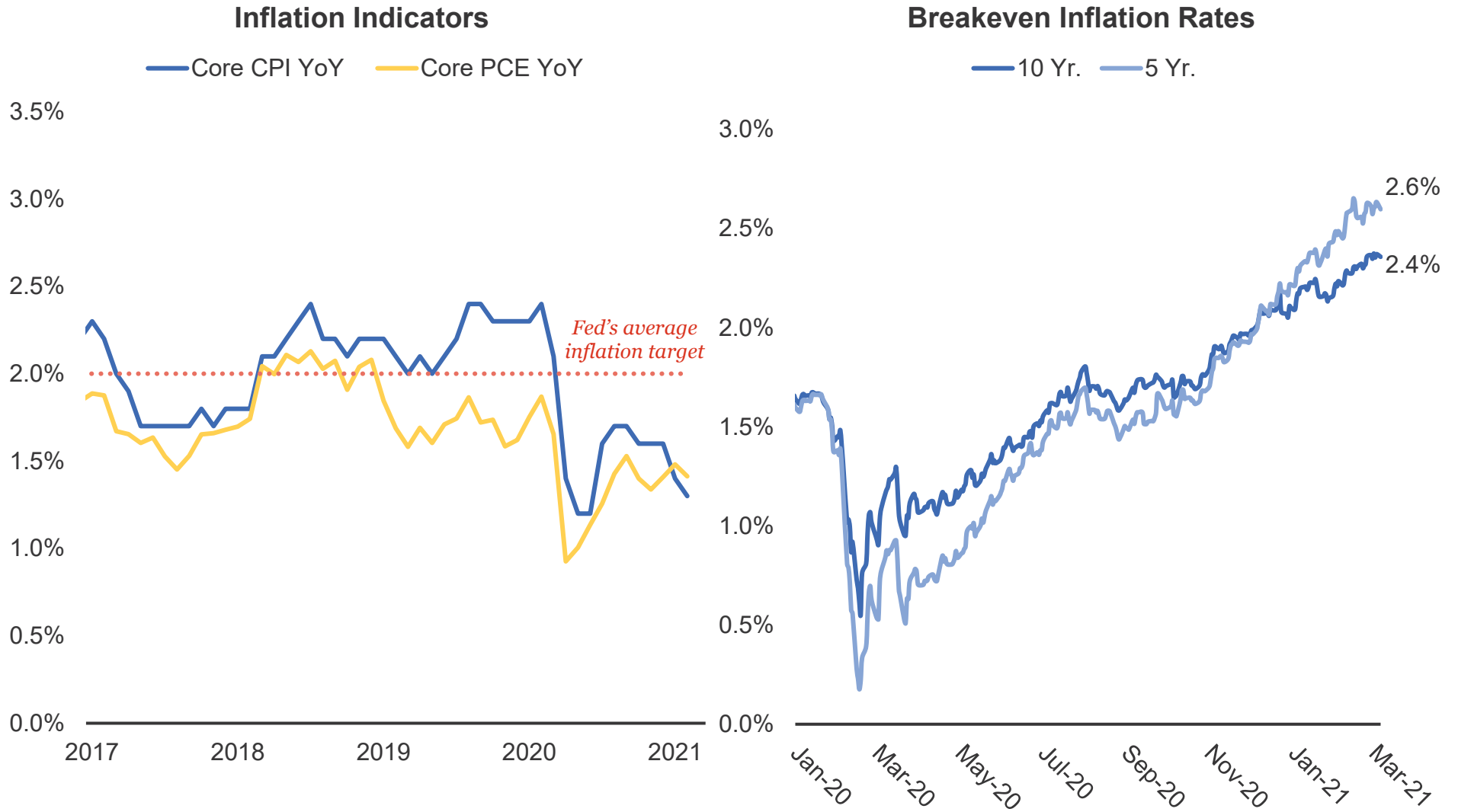
Source: (top left) Transportation Security Administration, PFM calculations, as of April 6, 2021. (top right) Includes phone, online, and walk-in diners; OpenTable, PFM calculations, most recent data as of April 6, 2021. (bottom left); Apple, PFM calculations, most recent data as of April 6, 2021. (bottom right) Federal Reserve Bank of New York, most recent data as of April 6, 2021.

U.S. Labor Market Beginning to Rebound Strongly



Source: Bloomberg, as of April 5, 2021. Data is seasonally adjusted.

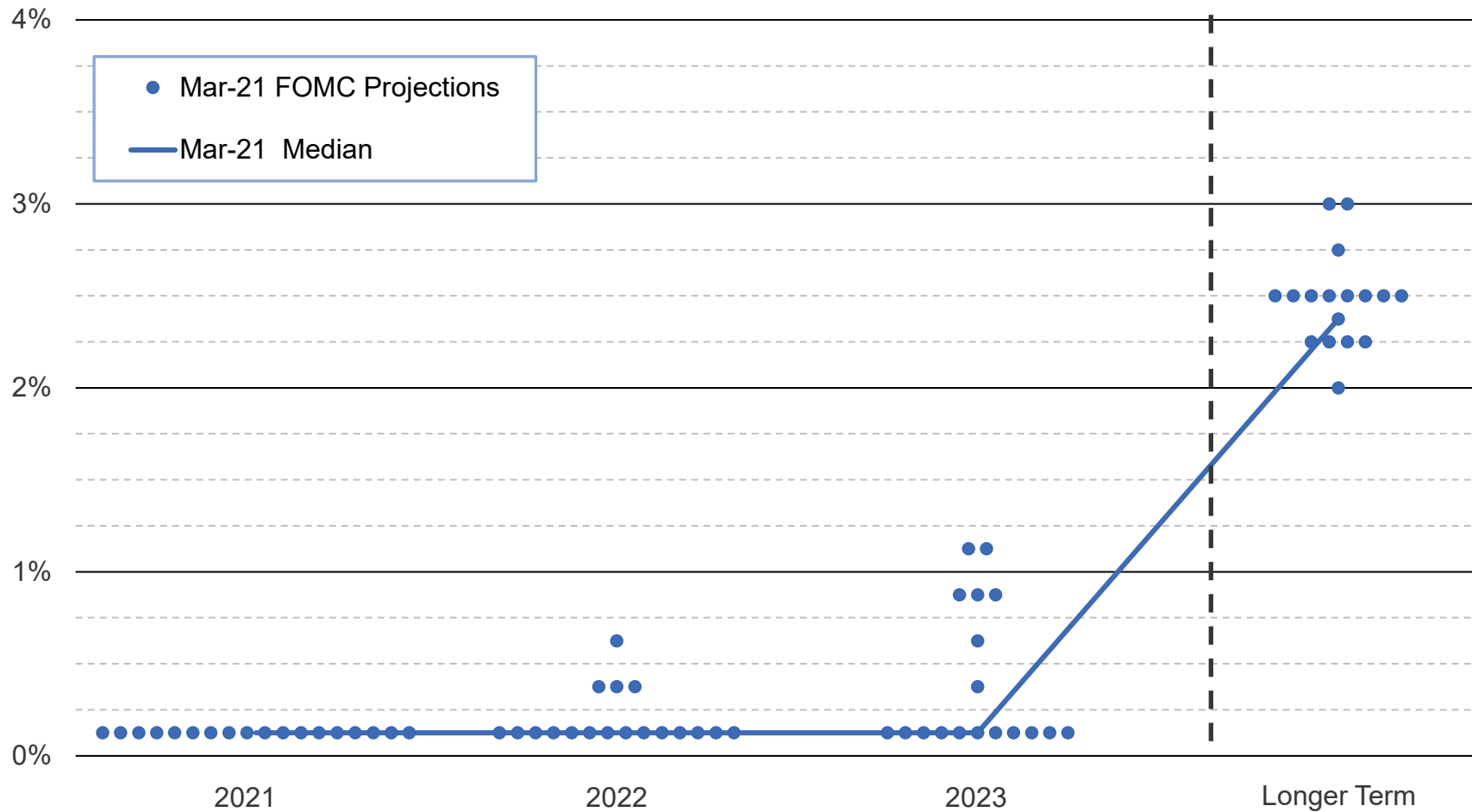
Actual Inflation Lags Fed's 2% Target Even as Inflation Expectations Rise



Source: Bloomberg, as of April 5, 2021.

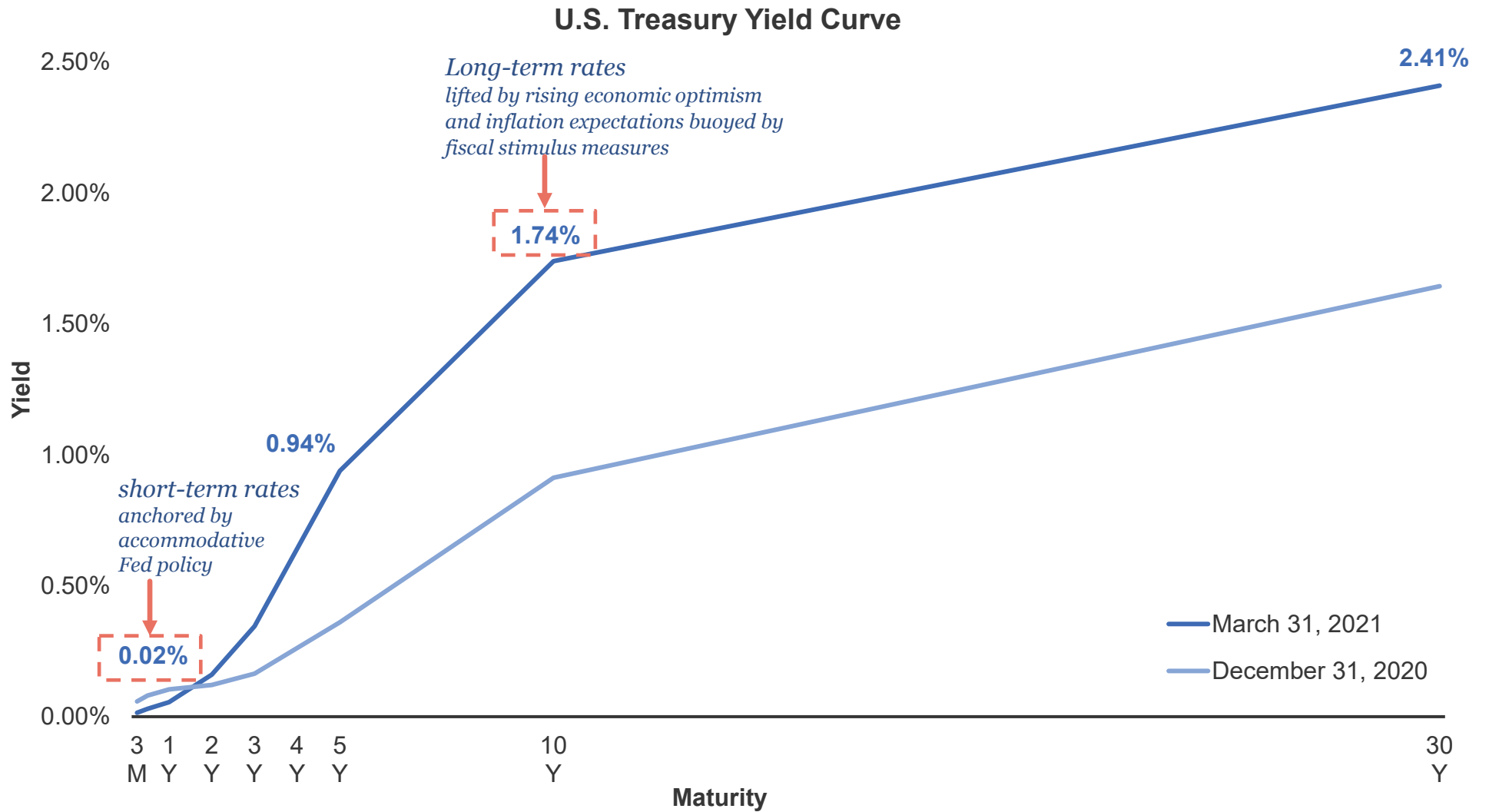
Federal Reserve Anticipates Near-Zero Rates Through 2023

Fed Participants' Assessments of "Appropriate" Monetary Policy



Source: Federal Reserve and Bloomberg. Individual dots represent each Fed members' judgement of the midpoint of the appropriate target range for the federal funds rate at each year end. Fed funds futures as of March 18, 2021.

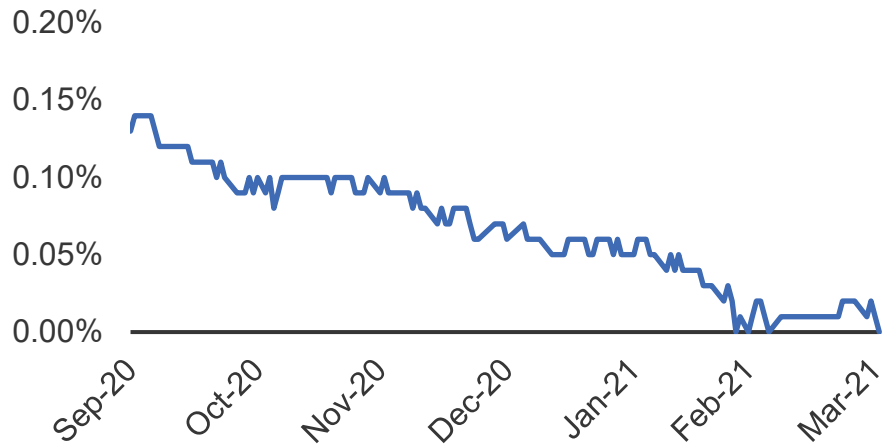
Treasury Yield Curve Steepened on Economic Optimism



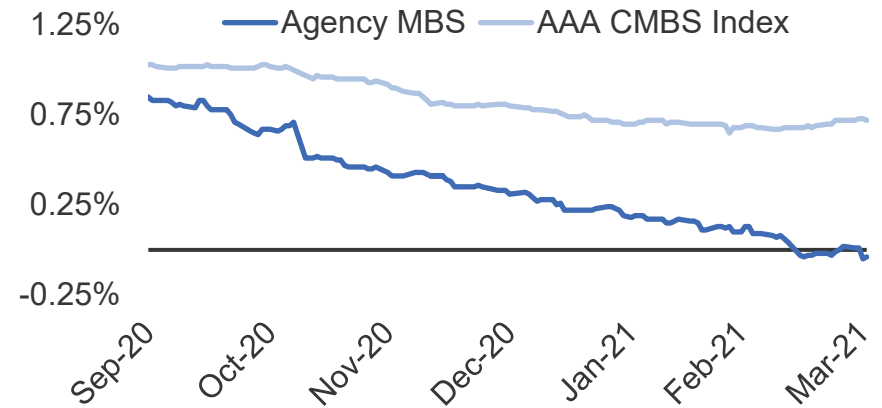
Source: Bloomberg, as of March 31, 2021.

Agency and MBS Yield Spreads Tighten, but Corporates and ABS Widen

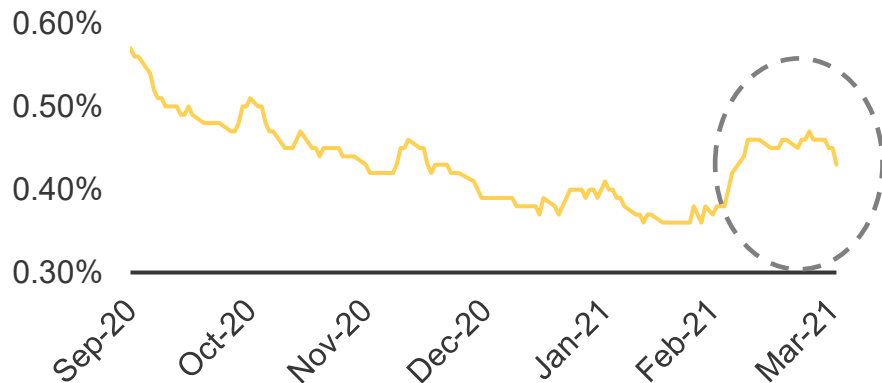
Federal Agency Yield Spreads



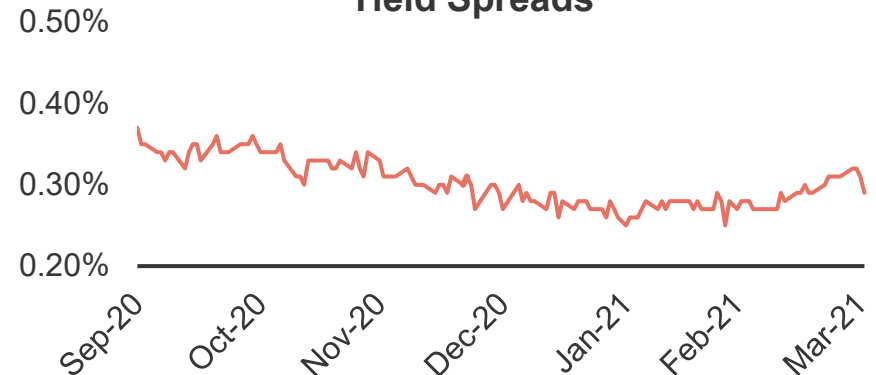
Mortgage-Backed Securities (MBS) Yield Spreads



Corporate Notes A-AAA Yield Spreads



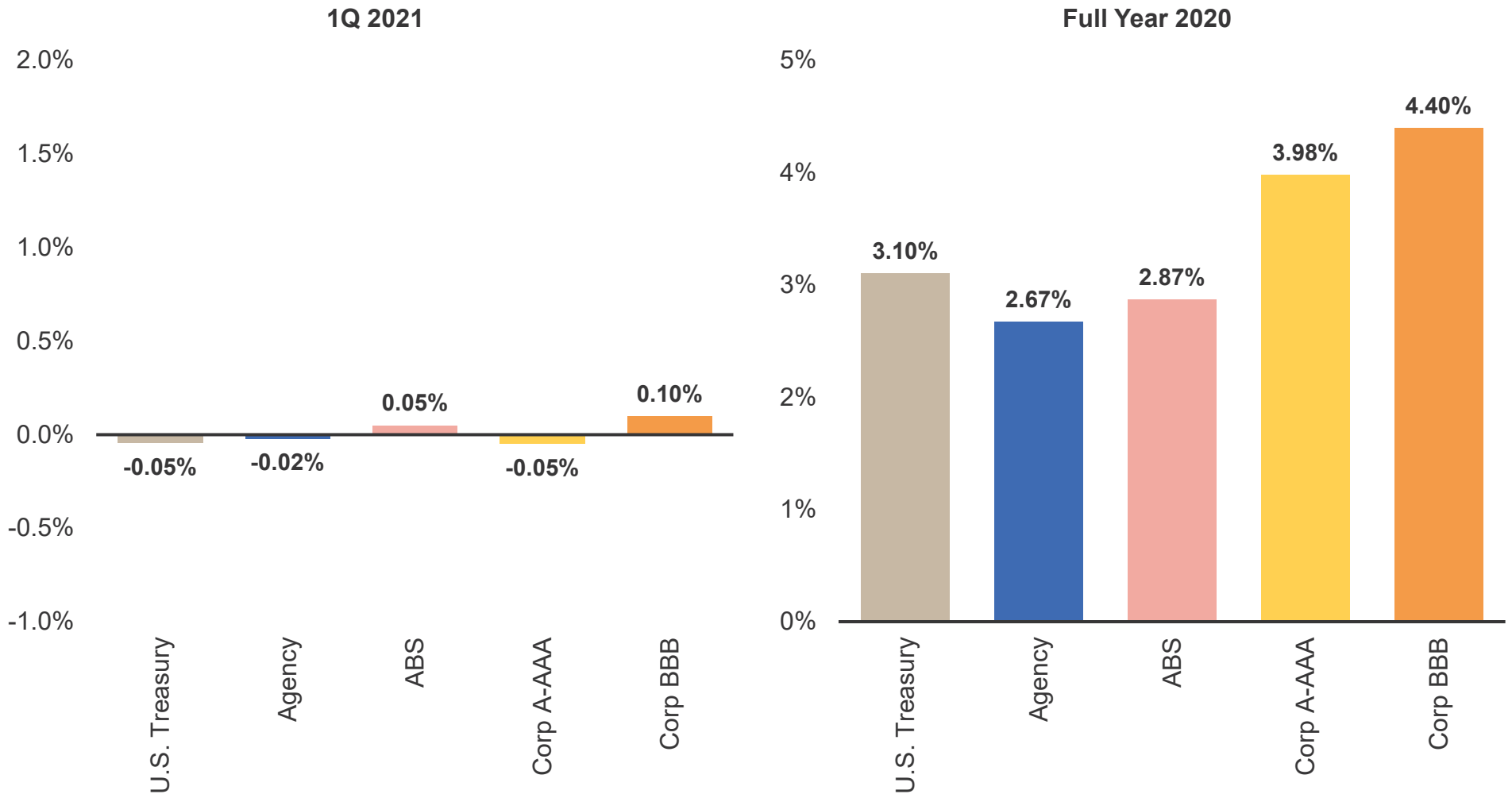
Asset-Backed Securities (ABS) Yield Spreads



Source: ICE BofAML 1–5 year Indices via Bloomberg, MarketAxess and PFM as of March 31, 2021. Spreads on ABS and MBS are option-adjusted spreads of 0-5 year indices based on weighted average life; spreads on agencies are relative to comparable-maturity Treasuries. CMBS is Commercial Mortgage-Backed Securities.

First Quarter Returns Muted by Rising Rates; Credit Modestly Underperforms

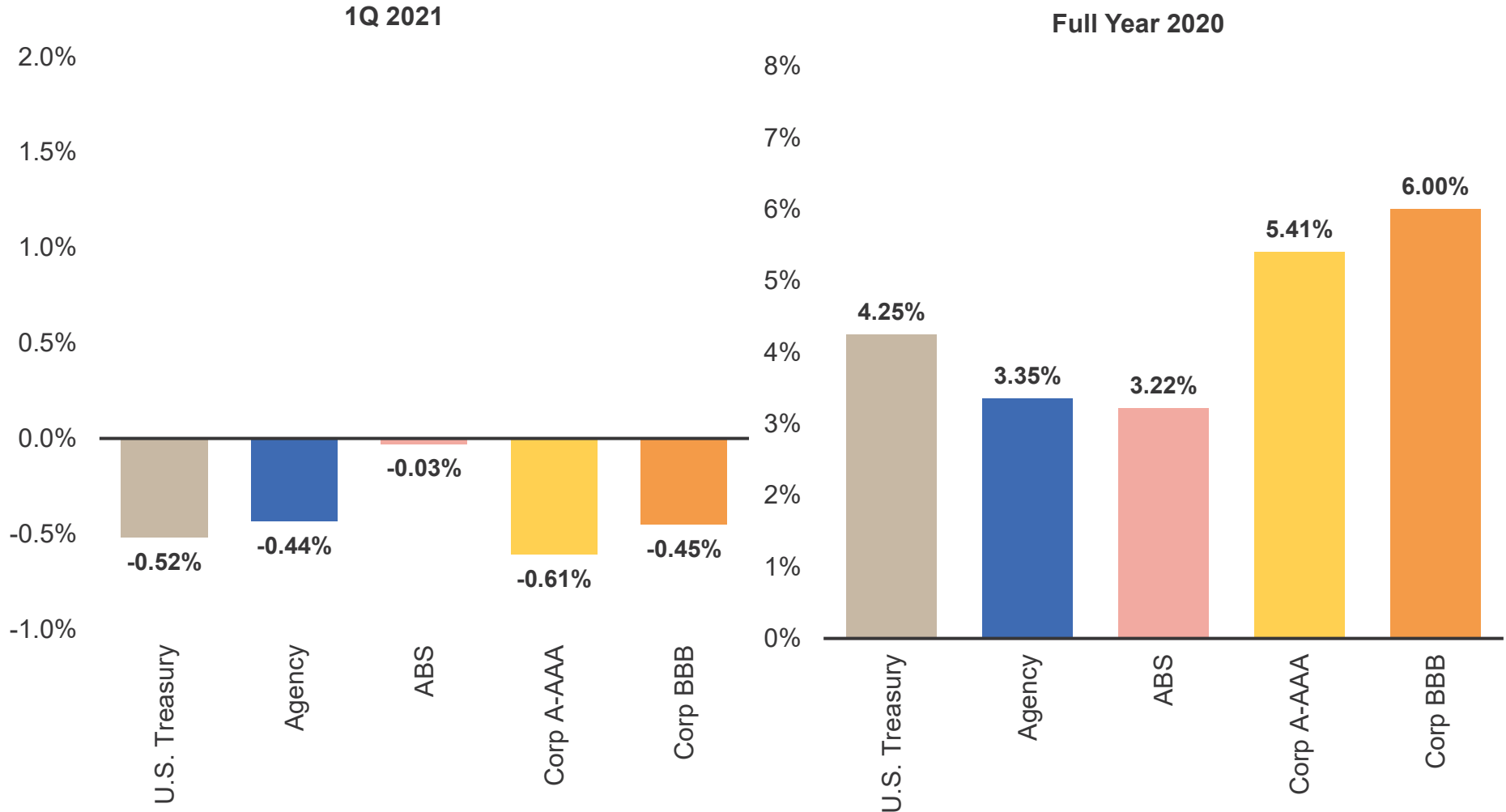
1-3 Year Indices



Source: ICE BofAML Indices. ABS indices are 0-3 year, based on weighted average life. As of March 31, 2021.

First Quarter Returns Hurt by Rising Rates; Credit Underperforms

1-5 Year Indices



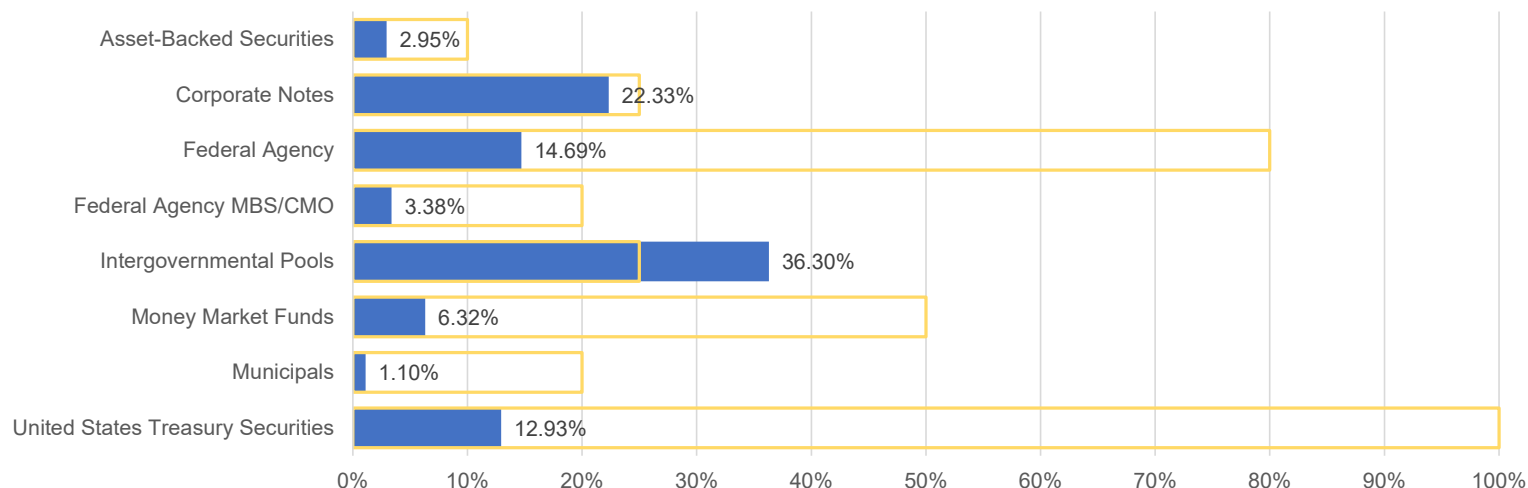
Source: ICE BofAML Indices. ABS indices are 0-5 year, based on weighted average life. As of March 31, 2021.

Tab II

- The Portfolios are of high credit quality and invested in U.S. Treasury, federal agency/GSE, federal agency/CMO, asset-backed, mortgage-backed, municipal, and corporate securities.
- The 1-3 Year Long Term Operating Portfolio's quarterly total return of -0.01% outperformed benchmark performance of -0.05% by 0.04%. For the year, the Portfolio returned 1.30% compared to 0.26% for the benchmark.
- The 1-5 Year Long Term Operating Portfolio's quarterly total return performance of -0.37% outperformed benchmark performance of -0.52% by 0.15%. For the year, the Portfolio returned 0.85% compared to -0.07% for the benchmark.
- Economic conditions during the first quarter were characterized by the following:
 - A dramatically **lower COVID-19 caseload** as vaccine inoculations ramped up despite initial logistical challenges;
 - A new administration in Washington pushing **new policies and priorities**;
 - Improving economic data supported by additional \$1.9 trillion in relief funds from the **American Rescue Plan Act**;
 - **Increasing inflation expectations** fueled by a combination of stronger recovery and additional stimulus;
 - A surge in long-term Treasury yields to **pre-pandemic levels**;
 - A reaffirmed commitment by the Federal Reserve to keep short-term rates **near-zero rates** and their asset purchase program in place until the economy is more fully recovered; and
 - Rising, but somewhat **more volatile equity markets**.
- The U.S. Treasury yield curve steepened dramatically during the quarter. Yields on very short-term maturities under a year remained anchored to the Fed's near-zero rate policy. Yields on 2- to 3-year maturities hovered near record lows, while yields on maturities five years and longer increased by 50 to 90 basis points (0.50% to 0.90%). This pushed the spread between the yield on 10-year and 2-year Treasuries to a five-year high of 158 basis points (1.58%) by quarter-end.
 - As a result, short-term U.S. Treasury index returns were only slightly positive for the quarter, while longer-duration indices were notably negative.
- Continuing vaccine rollout, accommodative monetary policy, and the new \$1.9 trillion of fiscal stimulus all point to continued improvement in U.S. economic fundamentals. GDP projections for 2021 have been revised up several times, with current forecasts pointing to growth of 6% or more this year. That optimism, however, has also translated into increased inflation expectations, particularly in the near term, which is likely to continue to put upward pressure on longer-term rates.
- Diversification across all permitted investments will remain a key element of our strategy, with allocations dependent upon our assessment of changing relative value.

Custom Benchmark Definitions

- The Long Term 1-3 Year Portfolio benchmark originally was the Merrill Lynch 1-3 Year U.S. Treasury Note Index. On June 30, 2007, the benchmark was moved to the Merrill Lynch 1-3 Year U.S. Treasury/Agency Note Index. The benchmark's total return performance is a blended performance of the benchmarks for time periods that include dates prior to June 30, 2007.
- The 1-5 Year Long Term Operating Portfolio benchmark originally was the Merrill Lynch 1-5 Year U.S. Treasury Note Index. On June 30, 2007, the benchmark was moved to the Merrill Lynch 1-5 Year U.S. Treasury/Agency Note Index. The benchmark's total return performance is a blended performance of the benchmarks for time periods that include dates prior to June 30, 2007.



Security Type	Amortized Cost (Includes Interest)	Allocation Percentage	Permitted by Policy	In Compliance
Asset-Backed Securities	12,231,388.25	2.95%	10%	Yes
Bankers' Acceptances	-	-	35%	Yes
Certificates of Deposit and Savings Accounts	-	-	25%	Yes
Commercial Paper	-	-	35%	Yes
Corporate Notes	92,633,783.98	22.33%	25%	Yes
Federal Agency	60,953,066.73	14.69%	80%	Yes
Florida Prime (SBA)	-	-	100%	Yes
Intergovernmental Pools	150,605,913.82	36.30%	25%	No*
Federal Agency MBS/CMO	14,026,483.30	3.38%	20%	Yes
Money Market Funds	26,202,381.89	6.32%	50%	Yes
Municipals	4,570,161.58	1.10%	20%	Yes
Repurchase Agreements	-	-	50%	Yes
United States Treasury Securities	53,630,542.93	12.93%	100%	Yes
Total	414,853,722.48	100.00%		

End of month trade-date amortized cost of portfolio holdings, including accrued interest. Does not include bond proceed funds. Some funds managed by the District.

*FL PALM was out of compliance due to an influx of year-end tax receipts. Actions have been taken to bring the District back into compliance.

Sector	Individual Issuer Breakdown	Amortized Cost (Includes Interest)	Allocation Percentage	Permitted by Policy	In Compliance
ASSET-BACKED	ALLY AUTO RECEIVABLES TRUST	93,084.79	0.02%	5%	Yes
ASSET-BACKED	AMERICAN EXPRESS CREDIT ACCOUN	645,740.67	0.16%	5%	Yes
ASSET-BACKED	CAPITAL ONE MULTI-ASSET EXECUT	1,240,735.17	0.30%	5%	Yes
ASSET-BACKED	CNH EQUIPMENT TRUST	314,983.07	0.08%	5%	Yes
ASSET-BACKED	GM FINANCIAL AUTO LEASING TRUST	492,708.16	0.12%	5%	Yes
ASSET-BACKED	GM FINANCIAL SECURITIZED TERM	553,708.80	0.13%	5%	Yes
ASSET-BACKED	HARLEY-DAVIDSON MOTORCYCLE TRUST	247,198.52	0.06%	5%	Yes
ASSET-BACKED	HONDA AUTO RECEIVABLES OWNER T	1,095,470.27	0.26%	5%	Yes
ASSET-BACKED	HYUNDAI AUTO RECEIVABLES TRUST	810,671.35	0.20%	5%	Yes
ASSET-BACKED	TOYOTA AUTO RECEIVABLES OWNER	540,455.75	0.13%	5%	Yes
ASSET-BACKED	WORLD OMNI AUTO RECEIVABLES TR	180,038.51	0.04%	5%	Yes
ASSET-BACKED	BMW VEHICLE LEASE TRUST	210,029.01	0.05%	5%	Yes
ASSET-BACKED	CARMAX AUTO OWNER TRUST	933,693.19	0.23%	5%	Yes
ASSET-BACKED	JOHN DEERE OWNER TRUST	657,319.74	0.16%	5%	Yes
ASSET-BACKED	MERCEDES-BENZ AUTO RECEIVABLES	230,041.24	0.06%	5%	Yes
ASSET-BACKED	NISSAN AUTO LEASE TRUST	250,026.32	0.06%	5%	Yes
ASSET-BACKED	MERCEDES-BENZ AUTO LEASE TRUST	110,014.90	0.03%	5%	Yes
ASSET-BACKED	DISCOVER CARD EXECUTION NOTE TRUST	625,428.70	0.15%	5%	Yes
ASSET-BACKED	VERIZON OWNER TRUST	309,988.56	0.07%	5%	Yes
ASSET-BACKED	BMW VEHICLE OWNER TRUST	245,004.18	0.06%	5%	Yes
ASSET-BACKED	HYUNDAI AUTO LEASE SECURITIZATION TRUST	110,003.29	0.03%	5%	Yes
CORPORATE NOTE	APPLE INC	11,572,697.65	2.79%	5%	Yes
CORPORATE NOTE	CHEVRON CORP	738,687.00	0.18%	5%	Yes
CORPORATE NOTE	TOYOTA MOTOR CREDIT CORP	7,256,266.73	1.75%	5%	Yes
CORPORATE NOTE	VISA INC	6,148,634.22	1.48%	5%	Yes
CORPORATE NOTE	WAL-MART STORES INC	1,878,535.56	0.45%	5%	Yes
CORPORATE NOTE	MICROSOFT CORP	25,435,241.53	6.13%	5%	Yes**
CORPORATE NOTE	JOHNSON & JOHNSON	625,692.33	0.15%	5%	Yes
CORPORATE NOTE	EXXON MOBIL CORPORATION	13,317,958.96	3.21%	5%	Yes
MBS / CMO	FANNIE MAE	2,431,637.79	0.59%	20%	Yes
MBS / CMO	FHLMC MULTIFAMILY STRUCTURED P	9,481,306.58	2.29%	20%	Yes
MBS / CMO	FREDDIE MAC	1,623,600.92	0.39%	20%	Yes
MBS / CMO	FANNIEMAE-ACES	489,938.01	0.12%	20%	Yes
US TSY BOND/NOTE	UNITED STATES TREASURY	53,630,542.93	12.93%	100%	Yes
MUNI BOND/NOTE	CALIFORNIA ST	1,546,350.00	0.37%	5%	Yes
MUNI BOND/NOTE	NEW YORK NY	1,216,113.75	0.29%	5%	Yes
MUNI BOND/NOTE	HOUSTON TX	831,234.63	0.20%	5%	Yes
MUNI BOND/NOTE	TAMPA WTR & WSTWTR SYS, FL TXBL REV BNDS	250,530.00	0.06%	5%	Yes
MUNI BOND/NOTE	MINNESOTA ST	725,933.20	0.17%	5%	Yes
FED AGY BOND/NOTE	FANNIE MAE	7,575,719.48	1.83%	40%	Yes
FED AGY BOND/NOTE	FREDDIE MAC	29,037,788.57	7.00%	40%	Yes
FED AGY BOND/NOTE	FEDERAL FARM CREDIT BANK	2,002,346.76	0.48%	40%	Yes

Sector	Individual Issuer Breakdown	Amortized Cost (Includes Interest)	Allocation Percentage	Permitted by Policy	In Compliance
FED AGY BOND/NOTE	FEDERAL HOME LOAN BANK	22,337,211.92	5.38%	40%	Yes
ASSET-BACKED	WORLD FINANCIAL NETWORK CREDIT	2,335,044.06	0.56%	5%	Yes
CORPORATE NOTE	BERKSHIRE HATHAWAY INC	12,351,600.00	2.98%	5%	Yes
CORPORATE NOTE	WALMART INC	8,189,520.00	1.97%	5%	Yes
CORPORATE NOTE	CHEVRON CORPORATION	5,118,950.00	1.23%	5%	Yes
MNY MKT/MUTUAL FND	BANK OF AMERICA MONEY MARKET	20,195.10	0.00%	25%	Yes
MNY MKT/MUTUAL FND	GOV'T PLUS RESERVE FUND	26,182,186.79	6.31%	25%	Yes
INTERGOVERNMENTAL POOLS	FL PALM	150,605,913.82	36.30%	25%	No*
Total		414,853,722.48	100.00%		

End of month trade-date amortized cost of portfolio holdings, including accrued interest.

*FL PALM was out of compliance due to an influx of year-end tax receipts. Actions have been taken to bring the District back into compliance.

**According to School Board's investment policy they were in compliance at the time of purchase. Also, due to significant expenditures in Q1 of 2021 the overall balances decreased which caused the issue to be out of compliance.

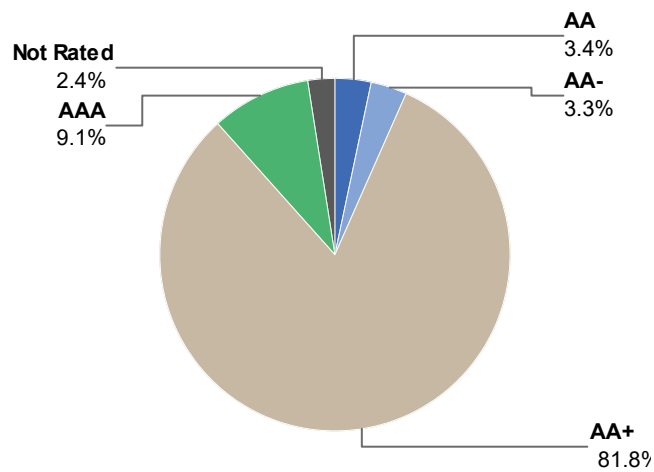
Tab III

Portfolio Statistics

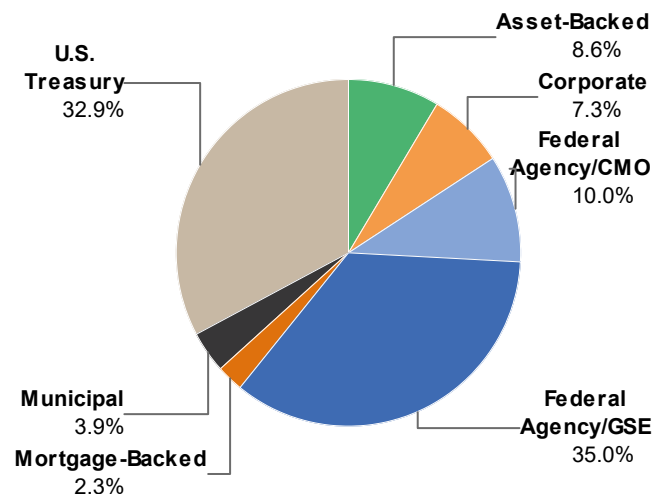
As of March 31, 2021

Par Value:	\$113,869,464
Total Market Value:	\$115,560,912
Security Market Value:	\$115,320,615
Accrued Interest:	\$240,297
Cash:	-
Amortized Cost:	\$114,364,282
Yield at Market:	0.48%
Yield at Cost:	0.82%
Effective Duration:	1.81 Years
Average Maturity:	2.16 Years
Average Credit: *	AA

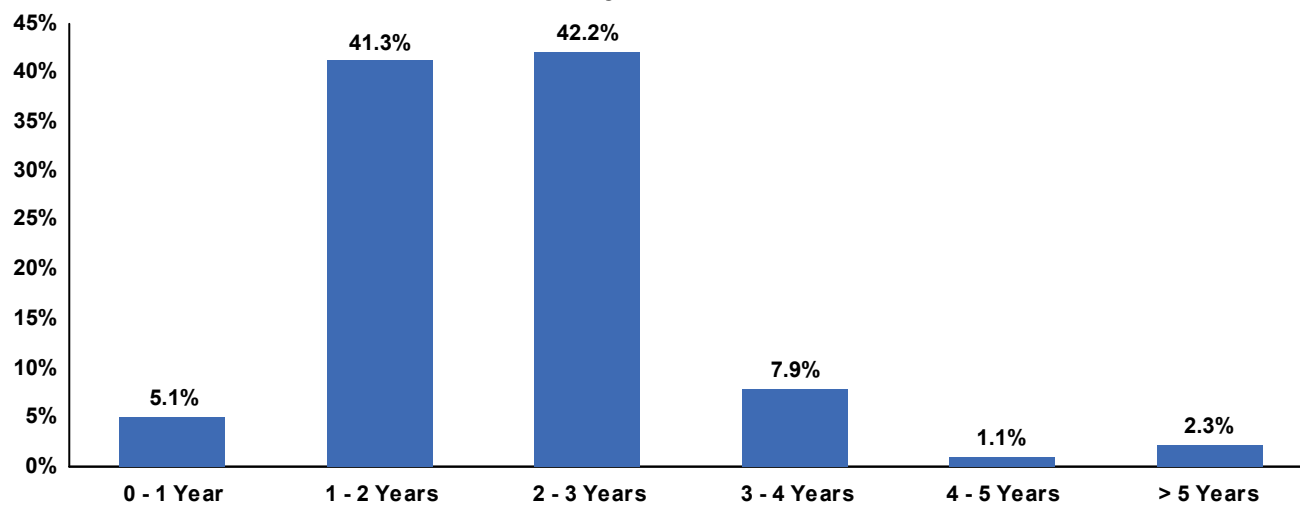
Credit Quality (S&P Ratings)



Sector Allocation



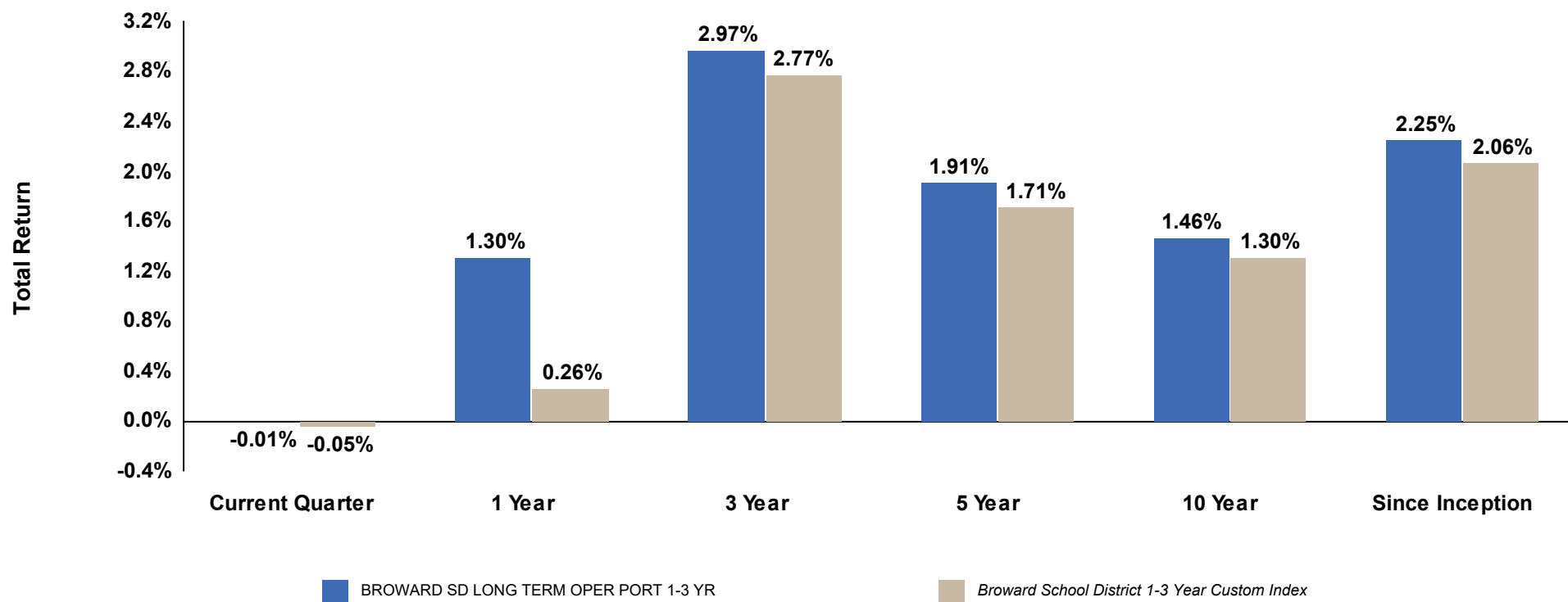
Maturity Distribution



* An average of each security's credit rating assigned a numeric value and adjusted for its relative weighting in the portfolio.

Portfolio Performance (Total Return)

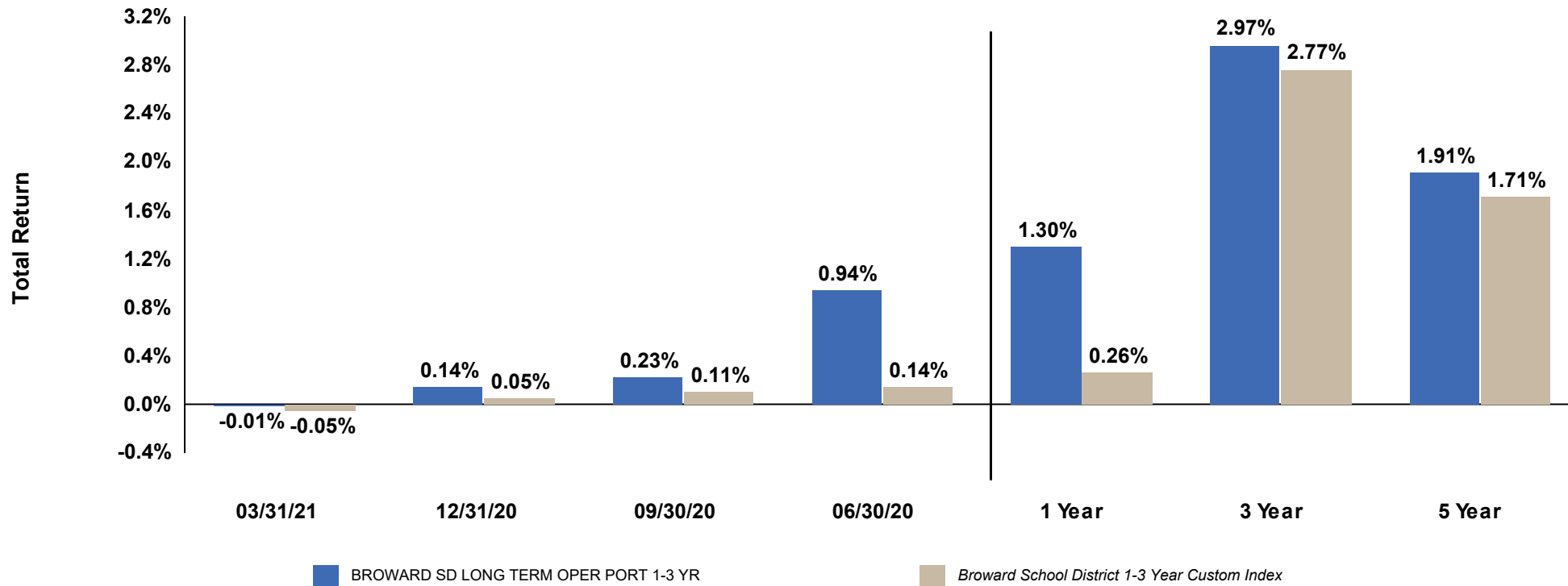
Portfolio/Benchmark	Effective Duration	Current Quarter	Annualized Return				Since Inception (03/31/07) **
			1 Year	3 Year	5 Year	10 Year	
BROWARD SD LONG TERM OPER PORT 1-3 YR	1.81	-0.01%	1.30%	2.97%	1.91%	1.46%	2.25%
<i>Broward School District 1-3 Year Custom Index</i>	1.83	-0.05%	0.26%	2.77%	1.71%	1.30%	2.06%
Difference		0.04%	1.04%	0.20%	0.20%	0.16%	0.19%



Portfolio performance is gross of fees unless otherwise indicated. **Since Inception performance is not shown for periods less than one year.

Portfolio Performance (Total Return)

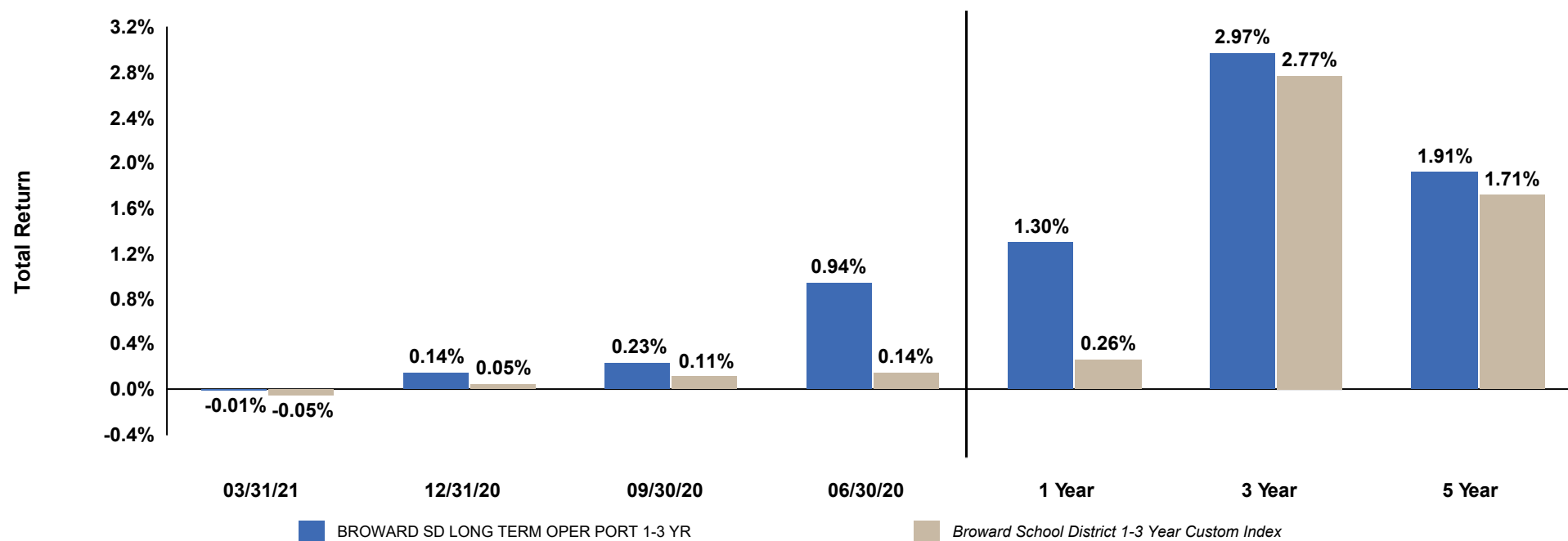
Portfolio/Benchmark	Effective Duration	Quarter Ended				Annualized Return		
		03/31/21	12/31/20	09/30/20	06/30/20	1 Year	3 Year	5 Year
BROWARD SD LONG TERM OPER PORT 1-3 YR	1.81	-0.01%	0.14%	0.23%	0.94%	1.30%	2.97%	1.91%
<i>Broward School District 1-3 Year Custom Index</i>	1.83	-0.05%	0.05%	0.11%	0.14%	0.26%	2.77%	1.71%
Difference		0.04%	0.09%	0.12%	0.80%	1.04%	0.20%	0.20%



Portfolio performance is gross of fees unless otherwise indicated.

Portfolio Performance (Total Return)

Portfolio/Benchmark	Effective Duration	Quarter Ended				Annualized Return		
		03/31/21	12/31/20	09/30/20	06/30/20	1 Year	3 Year	5 Year
BROWARD SD LONG TERM OPER PORT 1-3 YR	1.81	-0.01%	0.14%	0.23%	0.94%	1.30%	2.97%	1.91%
<i>Net of Fees **</i>	-	-0.03%	0.12%	0.21%	0.92%	1.22%	2.90%	1.84%
Broward School District 1-3 Year Custom Index	1.83	-0.05%	0.05%	0.11%	0.14%	0.26%	2.77%	1.71%
Difference (Gross)		0.04%	0.09%	0.12%	0.80%	1.04%	0.20%	0.20%
Difference (Net)		0.02%	0.07%	0.10%	0.78%	0.96%	0.13%	0.13%



Portfolio performance is gross of fees unless otherwise indicated. ** Fees were calculated based on average assets during the period at the contractual rate.

Portfolio Earnings

Quarter-Ended March 31, 2021

	Market Value Basis	Accrual (Amortized Cost) Basis
Beginning Value (12/31/2020)	\$118,099,988.94	\$116,462,737.38
Net Purchases/Sales	(\$2,409,704.50)	(\$2,409,704.50)
Change in Value	(\$369,669.11)	\$311,249.20
Ending Value (03/31/2021)	\$115,320,615.33	\$114,364,282.08
Interest Earned	\$361,989.98	\$361,989.98
Portfolio Earnings	(\$7,679.13)	\$673,239.18

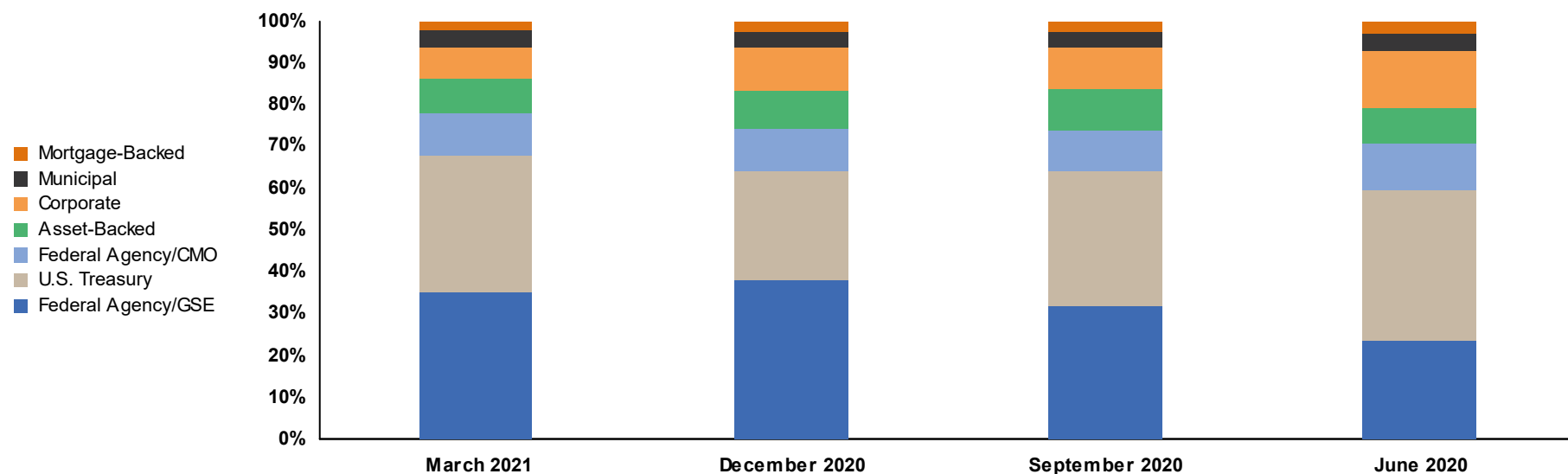


Net Transactions by Sector (\$ millions)

U.S. Treasury	+ \$7.2
Federal Agency	(\$4.6)
Municipal	\$0.0
Corporate Notes	(\$3.6)
ABS	+ \$0.8
Agency MBS	+ \$0.2

Sector Allocation

Sector	March 31, 2021		December 31, 2020		September 30, 2020		June 30, 2020	
	MV (\$MM)	% of Total	MV (\$MM)	% of Total	MV (\$MM)	% of Total	MV (\$MM)	% of Total
Federal Agency/GSE	40.3	35.0%	44.9	38.0%	38.0	31.6%	28.6	23.6%
U.S. Treasury	38.0	32.9%	30.9	26.1%	38.6	32.2%	43.5	35.8%
Federal Agency/CMO	11.5	10.0%	11.8	10.0%	12.2	10.1%	13.9	11.4%
Asset-Backed	10.0	8.6%	10.9	9.3%	11.7	9.8%	10.1	8.3%
Corporate	8.5	7.3%	12.1	10.2%	11.8	9.8%	17.0	14.0%
Municipal	4.5	3.9%	4.5	3.9%	4.6	3.8%	4.9	4.0%
Mortgage-Backed	2.7	2.3%	3.0	2.5%	3.3	2.7%	3.6	2.9%
Total	\$115.3	100.0%	\$118.1	100.0%	\$120.2	100.0%	\$121.5	100.0%

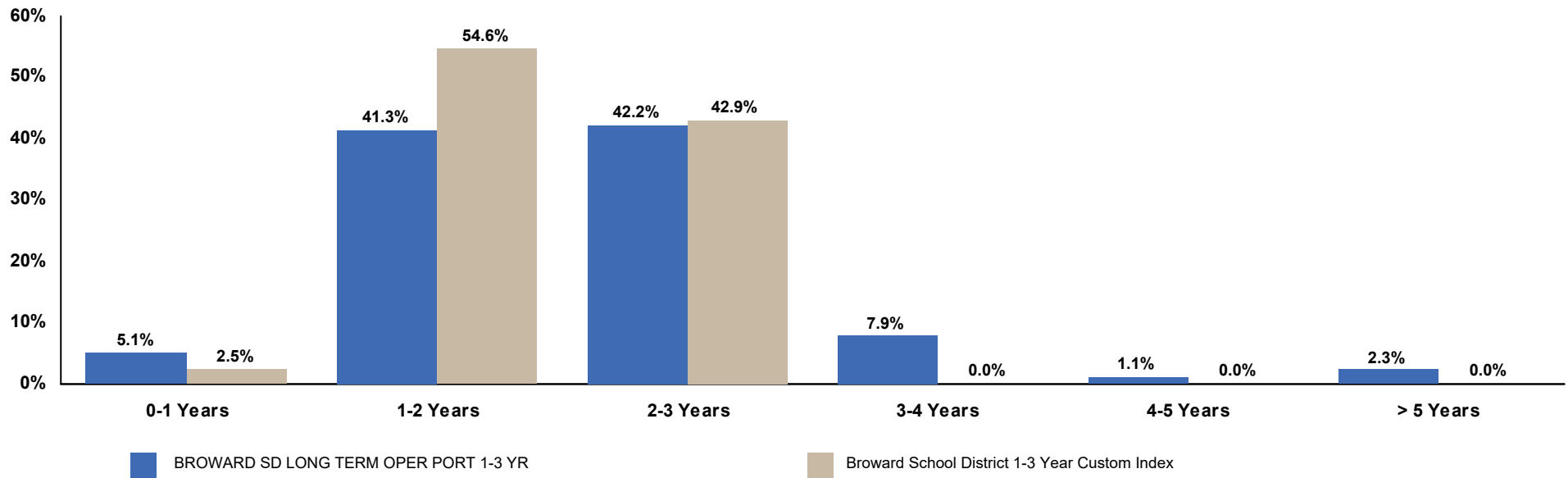


Detail may not add to total due to rounding.

Maturity Distribution

As of March 31, 2021

Portfolio/Benchmark	Yield at Market	Average Maturity	0-1 Years	1-2 Years	2-3 Years	3-4 Years	4-5 Years	>5 Years
BROWARD SD LONG TERM OPER PORT 1-3 YR	0.48%	2.16 yrs	5.1%	41.3%	42.2%	7.9%	1.1%	2.3%
Broward School District 1-3 Year Custom Index	0.19%	1.95 yrs	2.5%	54.6%	42.9%	0.0%	0.0%	0.0%

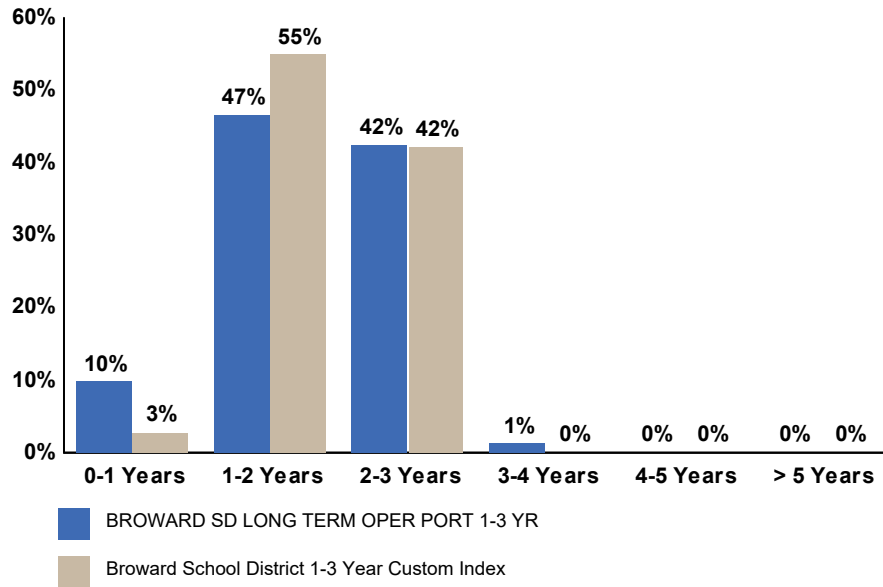


Duration Distribution

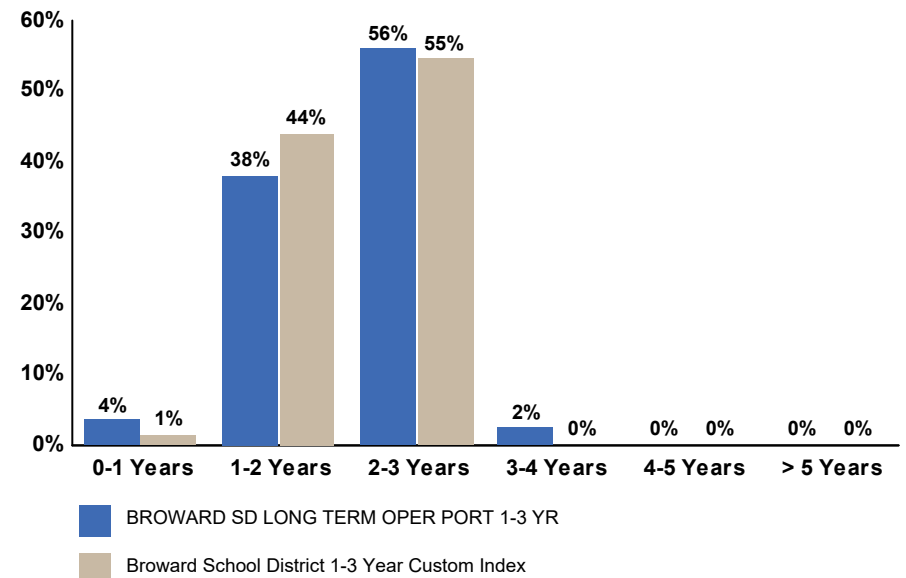
As of March 31, 2021

Portfolio / Benchmark	Effective Duration	0-1 YEARS	1-2 YEARS	2-3 YEARS	3-4 YEARS	4-5 YEARS	> 5 YEARS
BROWARD SD LONG TERM OPER PORT 1-3 YR	1.81	9.8%	46.5%	42.4%	1.3%	0.0%	0.0%
Broward School District 1-3 Year Custom Index	1.83	2.9%	54.9%	42.2%	0.0%	0.0%	0.0%

Distribution by Effective Duration



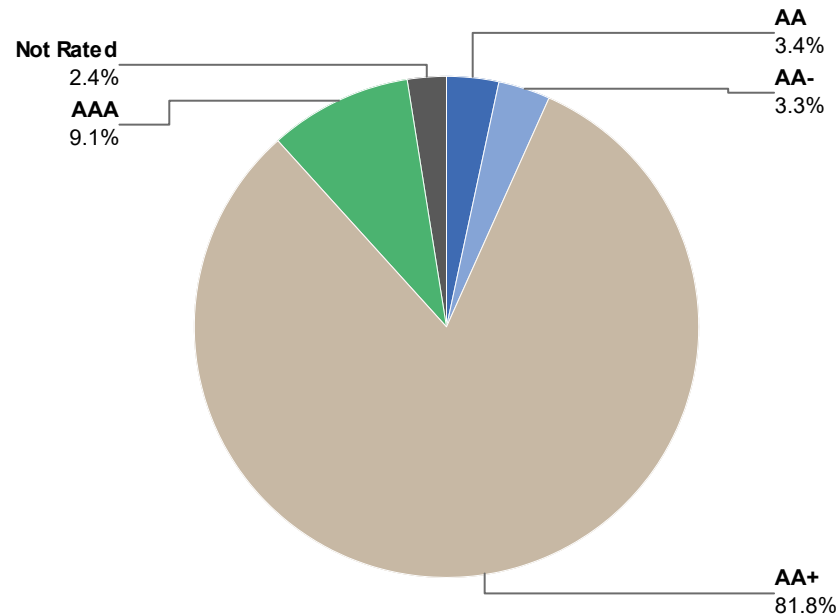
Contribution to Portfolio Duration



Credit Quality

As of March 31, 2021

S&P Rating	Market Value (\$)	% of Portfolio
AA+	\$94,285,525	81.8%
AAA	\$10,517,196	9.1%
AA	\$3,863,269	3.4%
AA-	\$3,840,356	3.3%
Not Rated	\$2,814,271	2.4%
Totals	\$115,320,615	100.0%



Detail may not add to total due to rounding.

Issuer Distribution

As of March 31, 2021

Issuer	Market Value (\$)	% of Portfolio
FREDDIE MAC	39,970,623	34.7%
UNITED STATES TREASURY	37,969,732	32.9%
FANNIE MAE	10,093,481	8.8%
FEDERAL HOME LOAN BANKS	2,343,388	2.0%
FEDERAL FARM CREDIT BANKS	2,002,930	1.7%
APPLE INC	1,905,370	1.7%
MICROSOFT CORP	1,827,056	1.6%
WAL-MART STORES INC	1,802,444	1.6%
STATE OF CALIFORNIA	1,495,000	1.3%
CAPITAL ONE FINANCIAL CORP	1,238,946	1.1%
CITY OF NEW YORK	1,221,537	1.1%
HONDA AUTO RECEIVABLES	1,102,318	1.0%
VISA INC	1,017,264	0.9%
CARMAX AUTO OWNER TRUST	946,197	0.8%
CITY OF HOUSTON	839,288	0.7%
HYUNDAI AUTO RECEIVABLES	815,582	0.7%
CHEVRON CORPORATION	751,071	0.7%
STATE OF MINNESOTA	727,755	0.6%

Top 5 = 80.1%

Top 10 = 87.3%

Issuer	Market Value (\$)	% of Portfolio
AMERICAN EXPRESS CO	661,329	0.6%
JOHN DEERE OWNER TRUST	655,324	0.6%
DISCOVER FINANCIAL SERVICES	640,067	0.6%
EXXON MOBIL CORP	577,021	0.5%
JOHNSON & JOHNSON	575,369	0.5%
TOYOTA MOTOR CORP	546,367	0.5%
GM FINANCIAL CONSUMER AUTOMOBILE TRUST	544,443	0.5%
GM FINANCIAL LEASINGTRUST	494,407	0.4%
CNH EQUIPMENT TRUST	314,604	0.3%
VERIZON OWNER TRUST	310,528	0.3%
CITY OF TAMPA	250,673	0.2%
NISSAN AUTO LEASE TRUST	250,380	0.2%
HARLEY-DAVIDSON MOTORCYCLE TRUST	249,912	0.2%
BMW VEHICLE OWNER TRUST	245,543	0.2%
MERCEDES-BENZ AUTO RECEIVABLES	230,738	0.2%
BMW FINANCIAL SERVICES NA LLC	209,825	0.2%
WORLD OMNI AUTO REC TRUST	180,681	0.2%
MERCEDES-BENZ AUTO LEASE TRUST	110,089	0.1%
HYUNDAI AUTO LEASE SECURITIZATION TRUST	109,957	0.1%
ALLY AUTO RECEIVABLES TRUST	93,375	0.1%
Grand Total:	115,320,615	100.0%

Sector/Issuer Distribution

As of March 31, 2021

Sector / Issuer	Market Value (\$)	% of Sector	% of Total Portfolio
Asset-Backed			
ALLY AUTO RECEIVABLES TRUST	93,375	0.9%	0.1%
AMERICAN EXPRESS CO	661,329	6.6%	0.6%
BMW FINANCIAL SERVICES NA LLC	209,825	2.1%	0.2%
BMW VEHICLE OWNER TRUST	245,543	2.5%	0.2%
CAPITAL ONE FINANCIAL CORP	1,238,946	12.5%	1.1%
CARMAX AUTO OWNER TRUST	946,197	9.5%	0.8%
CNH EQUIPMENT TRUST	314,604	3.2%	0.3%
DISCOVER FINANCIAL SERVICES	640,067	6.4%	0.6%
GM FINANCIAL CONSUMER AUTOMOBILE TRUST	544,443	5.5%	0.5%
GM FINANCIAL LEASINGTRUST	494,407	5.0%	0.4%
HARLEY-DAVIDSON MOTORCYCLE TRUST	249,912	2.5%	0.2%
HONDA AUTO RECEIVABLES	1,102,318	11.1%	1.0%
HYUNDAI AUTO LEASE SECURITIZATION TRUST	109,957	1.1%	0.1%
HYUNDAI AUTO RECEIVABLES	815,582	8.2%	0.7%
JOHN DEERE OWNER TRUST	655,324	6.6%	0.6%
MERCEDES-BENZ AUTO LEASE TRUST	110,089	1.1%	0.1%
MERCEDES-BENZ AUTO RECEIVABLES	230,738	2.3%	0.2%
NISSAN AUTO LEASE TRUST	250,380	2.5%	0.2%
TOYOTA MOTOR CORP	546,367	5.5%	0.5%
VERIZON OWNER TRUST	310,528	3.1%	0.3%
WORLD OMNI AUTO REC TRUST	180,681	1.8%	0.2%
Sector Total	9,950,613	100.0%	8.6%

Sector / Issuer	Market Value (\$)	% of Sector	% of Total Portfolio
Corporate			
APPLE INC	1,905,370	22.5%	1.7%
CHEVRON CORPORATION	751,071	8.9%	0.7%
EXXON MOBIL CORP	577,021	6.8%	0.5%
JOHNSON & JOHNSON	575,369	6.8%	0.5%
MICROSOFT CORP	1,827,056	21.6%	1.6%
VISA INC	1,017,264	12.0%	0.9%
WAL-MART STORES INC	1,802,444	21.3%	1.6%
Sector Total	8,455,595	100.0%	7.3%
Federal Agency/CMO			
FANNIE MAE	487,844	4.2%	0.4%
FREDDIE MAC	10,998,850	95.8%	9.5%
Sector Total	11,486,694	100.0%	10.0%
Federal Agency/GSE			
FANNIE MAE	7,116,032	17.7%	6.2%
FEDERAL FARM CREDIT BANKS	2,002,930	5.0%	1.7%
FEDERAL HOME LOAN BANKS	2,343,388	5.8%	2.0%
FREDDIE MAC	28,809,212	71.5%	25.0%
Sector Total	40,271,563	100.0%	34.9%

Sector / Issuer	Market Value (\$)	% of Sector	% of Total Portfolio
Mortgage-Backed			
FANNIE MAE	2,489,605	93.9%	2.2%
FREDDIE MAC	162,561	6.1%	0.1%
Sector Total	2,652,166	100.0%	2.3%
Municipal			
CITY OF HOUSTON	839,288	18.5%	0.7%
CITY OF NEW YORK	1,221,537	26.9%	1.1%
CITY OF TAMPA	250,673	5.5%	0.2%
STATE OF CALIFORNIA	1,495,000	33.0%	1.3%
STATE OF MINNESOTA	727,755	16.1%	0.6%
Sector Total	4,534,252	100.0%	3.9%
U.S. Treasury			
UNITED STATES TREASURY	37,969,732	100.0%	32.9%
Sector Total	37,969,732	100.0%	32.9%
Portfolio Total	115,320,615	100.0%	100.0%

Quarterly Portfolio Transactions

Trade Date	Settle Date	Par (\$)	CUSIP	Security Description	Coupon	Maturity Date	Transact Amt (\$)	Yield at Market	Realized G/L (BV)
BUY									
1/6/21	1/8/21	2,420,000	91282CBD2	US TREASURY NOTES	0.12%	12/31/22	2,419,121.54	0.14%	
1/12/21	1/20/21	110,000	44891TAC0	HALST 2021-A A3	0.33%	1/16/24	109,986.27	0.33%	
2/1/21	2/3/21	4,500,000	91282CBE0	US TREASURY NOTES	0.12%	1/15/24	4,494,318.67	0.17%	
2/1/21	2/3/21	1,350,000	91282CBD2	US TREASURY NOTES	0.12%	12/31/22	1,350,580.37	0.11%	
2/17/21	2/26/21	200,000	3137F9ZD6	FHMS KJ33 A1	0.44%	12/1/25	200,054.71	0.44%	
3/1/21	3/3/21	3,075,000	91282CBM2	US TREASURY NOTES	0.12%	2/15/24	3,061,836.88	0.27%	
3/1/21	3/3/21	2,500,000	912828P38	US TREASURY NOTES	1.75%	1/31/23	2,580,797.33	0.14%	
3/2/21	3/10/21	210,000	05591RAC8	BMWLT 2021-1 A3	0.29%	1/25/24	209,993.34	0.29%	
3/2/21	3/10/21	210,000	47788UAC6	JDOT 2021-A A3	0.36%	9/15/25	209,959.64	0.36%	
3/4/21	3/8/21	540,000	478160CJ1	JOHNSON & JOHNSON CORP NOTES	2.62%	1/15/25	580,194.68	0.76%	
3/9/21	3/15/21	315,000	12598AAC4	CNH 2021-A A3	0.40%	12/15/25	314,926.35	0.40%	
3/10/21	3/12/21	270,000	594918BB9	MICROSOFT CORP (CALLABLE) NOTES	2.70%	2/12/25	289,180.80	0.91%	
Total BUY		15,700,000					15,820,950.58		
INTEREST									
1/1/21	1/15/21	175,774	3128PYYP3	FG J18818	2.50%	4/1/27	366.20		
1/1/21	1/15/21	215,897	3137ATCD2	FHR 4096 PA	1.37%	8/1/27	247.38		
1/1/21	1/25/21	1,240,000	3137AWQH1	FHLMC MULTIFAMILY STRUCTURED P	2.30%	8/1/22	2,383.90		
1/1/21	1/25/21	1,250,000	3137B1BS0	FHLMC MULTIFAMILY STRUCTURED P	2.51%	11/1/22	2,614.58		
1/1/21	1/25/21	340,492	3138EJR42	FNMA POOL #AL2306	3.50%	6/1/27	993.10		
1/1/21	1/25/21	388,035	3136ABPW7	FNA 2013-M1 A2	2.36%	8/1/22	873.58		
1/1/21	1/25/21	82,195	3137FKK39	FHMS KP05 A	3.20%	7/1/23	219.39		
1/1/21	1/25/21	1,008,868	3137BLMY1	FHLMC SERIES K049 A1	2.47%	3/1/25	2,080.79		
1/1/21	1/25/21	203,483	3137B4GX8	FHLMC SERIES K032 A1	3.01%	2/1/23	511.42		

BROWARD SD LONG TERM OPER PORT 1-3 YR

Portfolio Activity

Trade Date	Settle Date	Par (\$)	CUSIP	Security Description	Coupon	Maturity Date	Transact Amt (\$)	Yield at Market	Realized G/L (BV)
1/1/21	1/25/21	570,000	3137ATRW4	FHLMC MULTIFAMILY STRUCTURED P	2.37%	5/1/22	1,127.18		
1/1/21	1/25/21	398,372	31417FXR4	FANNIE MAE POOL	2.00%	3/1/28	663.95		
1/1/21	1/25/21	498,236	3137F72U8	FHMS KJ32 A1	0.51%	6/1/25	214.24		
1/1/21	1/25/21	1,240,000	3137AVXN2	FHLMC MULTIFAMILY STRUCTURED P	2.35%	7/1/22	2,433.50		
1/1/21	1/25/21	303,731	3136B1XP4	FNA 2018-M5 A2	3.56%	9/1/21	901.07		
1/1/21	1/25/21	391,037	31418CJK1	FN MA2965	2.50%	4/1/27	814.66		
1/1/21	1/25/21	1,095,000	3137BQBZ9	FHMS K722 A2	2.40%	3/1/23	2,195.48		
1/1/21	1/25/21	316,936	3140Q9EN9	FN CA1940	4.00%	6/1/28	1,056.45		
1/1/21	1/25/21	164,852	3137AUPD5	FHLMC MULTIFAMILY STRUCTURED	1.60%	1/1/22	220.21		
1/1/21	1/25/21	496,871	3137BKRH5	FHMS K047 A1	2.82%	12/1/24	1,170.55		
1/1/21	1/25/21	189,328	31418ARF7	FANNIE MAE POOL	2.00%	3/1/23	315.55		
1/1/21	1/25/21	266,362	3138EJJA7	FANNIE MAE POOL	3.50%	8/1/26	776.89		
1/1/21	1/25/21	630,000	3137BLUR7	FHLMC MULTIFAMILY STRUCTURED P	2.71%	6/1/22	1,425.90		
1/1/21	1/25/21	850,000	3137BHXY8	FHLMC MULTIFAMILY STRUCTURED P	2.79%	1/1/22	1,976.96		
1/1/21	1/25/21	82,021	3137FREB3	FHMS KJ28 A1	1.76%	2/1/25	120.71		
1/1/21	1/25/21	207,751	3137B5JL8	FHLMC MULTIFAMILY STRUCTURED P	2.66%	2/1/23	462.07		
1/1/21	1/25/21	288,203	3138EJH50	FNMA POOL #AL2051	3.50%	6/1/26	840.59		
1/1/21	1/25/21	438,955	3140J9Y4	FANNIE MAE POOL	2.50%	3/1/29	914.49		
1/1/21	1/25/21	601,665	3137ASNJ9	FHMS K019 A2	2.27%	3/1/22	1,139.15		
1/1/21	1/25/21	306,194	3137FUZN7	FHMS KJ30 A1	0.52%	1/1/25	134.21		
1/1/21	1/25/21	143,291	3137FQ3V3	FHMS KJ27 A1	2.09%	7/1/24	249.80		
1/10/21	1/10/21	2,275,000	3135G05G4	FANNIE MAE NOTES	0.25%	7/10/23	2,843.75		
1/11/21	1/11/21	2,585,000	3135G0U92	FANNIE MAE NOTES	2.62%	1/11/22	33,928.13		
1/15/21	1/15/21	540,000	89238UAD2	TAOT 2019-C A3	1.91%	9/15/23	859.50		
1/15/21	1/15/21	230,000	58769VAC4	MBART 2020-1 A3	0.55%	2/18/25	105.42		
1/15/21	1/15/21	275,000	477870AC3	JDOT 2019-B A3	2.21%	12/15/23	506.46		
1/15/21	1/15/21	395,000	44933FAC0	HART 2020-B A3	0.48%	12/16/24	158.00		
1/15/21	1/15/21	180,000	98163WAC0	WOART 2020-B A3	0.63%	5/15/25	94.50		
1/15/21	1/15/21	1,215,000	14041NFU0	COMET 2019-A2 A2	1.72%	8/15/24	1,741.50		
1/15/21	1/15/21	285,000	14315FAD9	CARMX 2020-3 A3	0.62%	3/17/25	147.25		

BROWARD SD LONG TERM OPER PORT 1-3 YR

Portfolio Activity

Trade Date	Settle Date	Par (\$)	CUSIP	Security Description	Coupon	Maturity Date	Transact Amt (\$)	Yield at Market	Realized G/L (BV)
1/15/21	1/15/21	76,409	44891KAD7	HART 2018-A A3	2.79%	7/15/22	177.65		
1/15/21	1/15/21	782,499	14315NAC4	CARMAX AUTO OWNER TRUST	3.05%	3/15/24	1,988.85		
1/15/21	1/15/21	595,000	43815NAC8	HAROT 2019-3 A3	1.78%	8/15/23	882.58		
1/15/21	1/15/21	53,149	12636WAD8	CNH ABS 2017-A A3	2.07%	5/15/22	91.68		
1/15/21	1/15/21	305,000	41284WAC4	HDMOT 2019-A A3	2.34%	2/15/24	594.75		
1/15/21	1/15/21	625,000	254683CM5	DCENT 2019-A3 A	1.89%	10/15/24	984.38		
1/15/21	1/15/21	645,000	02587AAN4	AMXCA 2019-2 A	2.67%	11/15/24	1,435.13		
1/15/21	1/15/21	480,022	44932NAD2	HYUNDAI AUTO RECEIVABLES TRUST	2.66%	6/15/23	1,064.05		
1/15/21	1/15/21	110,000	58769EAC2	MBALT 2020-B A3	0.40%	11/15/23	36.67		
1/15/21	1/15/21	17,707	34531LAD2	FORDL 2018-B A3	3.19%	12/15/21	47.07		
1/15/21	1/15/21	250,000	65480EAD3	NALT 2020-B A3	0.43%	10/16/23	89.58		
1/15/21	1/15/21	157,666	02004VAC7	ALLYA 2018-2 A3	2.92%	11/15/22	383.65		
1/15/21	1/15/21	185,000	47787NAC3	JDOT 2020-B A3	0.51%	11/15/24	78.63		
1/16/21	1/16/21	274,158	38013FAD3	GMCAR 2018-4 A3	3.21%	10/16/23	733.37		
1/16/21	1/16/21	160,864	36255JAD6	GMCAR 2018-3 A3	3.02%	5/16/23	404.84		
1/16/21	1/16/21	255,750	36256XAD4	GMCAR 2019-1 A3	2.97%	11/16/23	632.98		
1/18/21	1/18/21	500,000	43813KAC6	HAROT 2020-3 A3	0.37%	10/18/24	154.17		
1/20/21	1/20/21	330,000	38013TAD3	GMALT 2019-3 A3	2.03%	6/20/22	558.25		
1/20/21	1/20/21	310,000	92290BAA9	VZOT 2020-B A	0.47%	2/20/25	121.42		
1/20/21	1/20/21	1,100,000	17305EGK5	CCCIT 2018-A1 A1	2.49%	1/20/23	13,695.00		
1/20/21	1/20/21	220,000	362569AC9	GMALT 2020-3 A3	0.45%	8/21/23	82.50		
1/25/21	1/25/21	1,475,000	3137EAET2	FREDDIE MAC NOTES	0.12%	7/25/22	932.12		
1/25/21	1/25/21	245,000	09661RAD3	BMWOT 2020-A A3	0.48%	10/25/24	98.00		
1/31/21	1/31/21	2,085,000	912828P38	US TREASURY NOTES	1.75%	1/31/23	18,243.75		
1/31/21	1/31/21	960,000	912828P4	US TREASURY NOTES	1.87%	7/31/22	9,000.00		
1/31/21	1/31/21	825,000	084670BF4	BERKSHIRE HATHAWAY INC GLOBAL NOTES	3.40%	1/31/22	14,025.00		
1/31/21	1/31/21	1,805,000	912828V72	US TREASURY NOTES	1.87%	1/31/22	16,921.88		
2/1/21	2/1/21	725,000	60412AVS9	MN ST TXBL GO BONDS	0.40%	8/1/23	1,256.67		
2/1/21	2/15/21	167,531	3128PYYP3	FG J18818	2.50%	4/1/27	349.02		
2/1/21	2/15/21	209,090	3137ATCD2	FHR 4096 PA	1.37%	8/1/27	239.58		

BROWARD SD LONG TERM OPER PORT 1-3 YR

Portfolio Activity

Trade Date	Settle Date	Par (\$)	CUSIP	Security Description	Coupon	Maturity Date	Transact Amt (\$)	Yield at Market	Realized G/L (BV)
2/1/21	2/25/21	1,240,000	3137AVXN2	FHLMC MULTIFAMILY STRUCTURED P	2.35%	7/1/22	2,433.50		
2/1/21	2/25/21	487,423	3137BKRH5	FHMS K047 A1	2.82%	12/1/24	1,148.29		
2/1/21	2/25/21	386,873	31417FXR4	FANNIE MAE POOL	2.00%	3/1/28	644.79		
2/1/21	2/25/21	570,000	3137ATRW4	FHLMC MULTIFAMILY STRUCTURED P	2.37%	5/1/22	1,127.18		
2/1/21	2/25/21	1,095,000	3137BQBZ9	FHMS K722 A2	2.40%	3/1/23	2,195.48		
2/1/21	2/25/21	278,028	3138EJH50	FNMA POOL #AL2051	3.50%	6/1/26	810.92		
2/1/21	2/25/21	600,091	3137ASNJ9	FHMS K019 A2	2.27%	3/1/22	1,136.17		
2/1/21	2/25/21	257,760	3138EJA7	FANNIE MAE POOL	3.50%	8/1/26	751.80		
2/1/21	2/25/21	630,000	3137BLUR7	FHLMC MULTIFAMILY STRUCTURED P	2.71%	6/1/22	1,425.90		
2/1/21	2/25/21	1,250,000	3137B1BS0	FHLMC MULTIFAMILY STRUCTURED P	2.51%	11/1/22	2,614.58		
2/1/21	2/25/21	200,014	3137B5JL8	FHLMC MULTIFAMILY STRUCTURED P	2.66%	2/1/23	444.87		
2/1/21	2/25/21	992,521	3137BLMY1	FHLMC SERIES K049 A1	2.47%	3/1/25	2,047.07		
2/1/21	2/25/21	143,033	3137FQ3V3	FHMS KJ27 A1	2.09%	7/1/24	249.35		
2/1/21	2/25/21	119,028	3136B1XP4	FNA 2018-M5 A2	3.56%	9/1/21	353.12		
2/1/21	2/25/21	426,299	3140J94Y4	FANNIE MAE POOL	2.50%	3/1/29	888.12		
2/1/21	2/25/21	850,000	3137BHXY8	FHLMC MULTIFAMILY STRUCTURED P	2.79%	1/1/22	2,045.92		
2/1/21	2/25/21	374,959	3136ABPW7	FNA 2013-M1 A2	2.36%	8/1/22	738.67		
2/1/21	2/25/21	305,426	3137FUZN7	FHMS KJ30 A1	0.52%	1/1/25	133.88		
2/1/21	2/25/21	1,240,000	3137AWQH1	FHLMC MULTIFAMILY STRUCTURED P	2.30%	8/1/22	2,383.90		
2/1/21	2/25/21	177,204	31418ARF7	FANNIE MAE POOL	2.00%	3/1/23	295.34		
2/1/21	2/25/21	309,025	3140Q9EN9	FN CA1940	4.00%	6/1/28	1,030.08		
2/1/21	2/25/21	379,161	31418CJK1	FN MA2965	2.50%	4/1/27	789.92		
2/1/21	2/25/21	196,202	3137B4GX8	FHLMC SERIES K032 A1	3.01%	2/1/23	493.12		
2/1/21	2/25/21	82,084	3137FKK39	FHMS KP05 A	3.20%	7/1/23	219.10		
2/1/21	2/25/21	81,838	3137FREB3	FHMS KJ28 A1	1.76%	2/1/25	145.24		
2/1/21	2/25/21	152,119	3137AUPD5	FHLMC MULTIFAMILY STRUCTURED	1.60%	1/1/22	203.21		
2/1/21	2/25/21	432,897	3137F72U8	FHMS KJ32 A1	0.51%	6/1/25	186.15		
2/1/21	2/25/21	326,731	3138EJR42	FNMA POOL #AL2306	3.50%	6/1/27	952.97		
2/6/21	2/6/21	860,000	594918BX1	MICROSOFT CORP(CALLABLE) NOTE	2.87%	2/6/24	12,362.50		
2/9/21	2/9/21	640,000	037833AY6	APPLE INC CORP NOTES	2.15%	2/9/22	6,880.00		

BROWARD SD LONG TERM OPER PORT 1-3 YR

Portfolio Activity

Trade Date	Settle Date	Par (\$)	CUSIP	Security Description	Coupon	Maturity Date	Transact Amt (\$)	Yield at Market	Realized G/L (BV)
2/15/21	2/15/21	62,967	44891KAD7	HART 2018-A A3	2.79%	7/15/22	146.40		
2/15/21	2/15/21	275,000	477870AC3	JDOT 2019-B A3	2.21%	12/15/23	506.46		
2/15/21	2/15/21	230,000	58769VAC4	MBART 2020-1 A3	0.55%	2/18/25	105.42		
2/15/21	2/15/21	285,000	14315FAD9	CARMX 2020-3 A3	0.62%	3/17/25	147.25		
2/15/21	2/15/21	395,000	44933FAC0	HART 2020-B A3	0.48%	12/16/24	158.00		
2/15/21	2/15/21	443,240	44932NAD2	HYUNDAI AUTO RECEIVABLES TRUST	2.66%	6/15/23	982.52		
2/15/21	2/15/21	134,642	02004VAC7	ALLYA 2018-2 A3	2.92%	11/15/22	327.63		
2/15/21	2/15/21	250,000	65480EAD3	NALT 2020-B A3	0.43%	10/16/23	89.58		
2/15/21	2/15/21	625,000	254683CM5	DCENT 2019-A3 A	1.89%	10/15/24	984.38		
2/15/21	2/15/21	540,000	89238UAD2	TAOT 2019-C A3	1.91%	9/15/23	859.50		
2/15/21	2/15/21	110,000	58769EAC2	MBALT 2020-B A3	0.40%	11/15/23	36.67		
2/15/21	2/15/21	185,000	47787NAC3	JDOT 2020-B A3	0.51%	11/15/24	78.63		
2/15/21	2/15/21	595,000	43815NAC8	HAROT 2019-3 A3	1.78%	8/15/23	882.58		
2/15/21	2/15/21	1,215,000	14041NFU0	COMET 2019-A2 A2	1.72%	8/15/24	1,741.50		
2/15/21	2/15/21	645,000	02587AAN4	AMXCA 2019-2 A	2.67%	11/15/24	1,435.13		
2/15/21	2/15/21	736,930	14315NAC4	CARMAX AUTO OWNER TRUST	3.05%	3/15/24	1,873.03		
2/15/21	2/15/21	180,000	98163WAC0	WOART 2020-B A3	0.63%	5/15/25	94.50		
2/15/21	2/15/21	286,806	41284WAC4	HDMOT 2019-A A3	2.34%	2/15/24	559.27		
2/15/21	2/15/21	110,000	44891TAC0	HALST 2021-A A3	0.33%	1/16/24	25.21		
2/16/21	2/16/21	146,186	36255JAD6	GMCAR 2018-3 A3	3.02%	5/16/23	367.90		
2/16/21	2/16/21	565,000	30231GBB7	EXXON MOBIL CORPORATION	1.90%	8/16/22	5,373.15		
2/16/21	2/16/21	236,064	36256XAD4	GMCAR 2019-1 A3	2.97%	11/16/23	584.26		
2/16/21	2/16/21	253,650	38013FAD3	GMCAR 2018-4 A3	3.21%	10/16/23	678.51		
2/18/21	2/18/21	500,000	43813KAC6	HAROT 2020-3 A3	0.37%	10/18/24	154.17		
2/20/21	2/20/21	220,000	362569AC9	GMALT 2020-3 A3	0.45%	8/21/23	82.50		
2/20/21	2/20/21	310,000	92290BAA9	VZOT 2020-B A	0.47%	2/20/25	121.42		
2/20/21	2/20/21	330,000	38013TAD3	GMALT 2019-3 A3	2.03%	6/20/22	558.25		
2/24/21	2/24/21	4,380,000	3137EAEV7	FREDDIE MAC NOTES	0.25%	8/24/23	5,566.25		
2/25/21	2/25/21	245,000	09661RAD3	BMWOT 2020-A A3	0.48%	10/25/24	98.00		
2/28/21	2/28/21	135,000	912828W55	US TREASURY NOTES	1.87%	2/28/22	1,265.63		

BROWARD SD LONG TERM OPER PORT 1-3 YR

Portfolio Activity

Trade Date	Settle Date	Par (\$)	CUSIP	Security Description	Coupon	Maturity Date	Transact Amt (\$)	Yield at Market	Realized G/L (BV)
2/28/21	2/28/21	2,055,000	9128282S8	US TREASURY NOTES	1.62%	8/31/22	16,696.88		
3/1/21	3/1/21	830,000	4423315R1	HOUSTON, TX TXBL GO BONDS	1.78%	3/1/22	7,407.75		
3/1/21	3/1/21	1,215,000	64966QJC5	NYC, NY TXBL GO BONDS	1.10%	3/1/22	6,682.50		
3/1/21	3/25/21	188,897	3137B4GX8	FHLMC SERIES K032 A1	3.01%	2/1/23	474.76		
3/1/21	3/25/21	598,512	3137ASNJ9	FHMS K019 A2	2.27%	3/1/22	1,133.18		
3/1/21	3/25/21	312,880	3138EJR42	FNMA POOL #AL2306	3.50%	6/1/27	912.57		
3/1/21	3/25/21	1,240,000	3137AWQH1	FHLMC MULTIFAMILY STRUCTURED P	2.30%	8/1/22	2,383.90		
3/1/21	3/25/21	630,000	3137BLUR7	FHLMC MULTIFAMILY STRUCTURED P	2.71%	6/1/22	1,425.90		
3/1/21	3/25/21	413,143	3140J94Y4	FANNIE MAE POOL	2.50%	3/1/29	860.71		
3/1/21	3/25/21	976,116	3137BLMY1	FHLMC SERIES K049 A1	2.47%	3/1/25	2,013.24		
3/1/21	3/25/21	477,943	3137BKRH5	FHMS K047 A1	2.82%	12/1/24	1,125.95		
3/1/21	3/25/21	142,773	3137FQ3V3	FHMS KJ27 A1	2.09%	7/1/24	248.90		
3/1/21	3/25/21	192,252	3137B5JL8	FHLMC MULTIFAMILY STRUCTURED P	2.66%	2/1/23	427.60		
3/1/21	3/25/21	200,000	3137F9ZD6	FHMS KJ33 A1	0.44%	12/1/25	73.33		
3/1/21	3/25/21	298,370	3140Q9EN9	FN CA1940	4.00%	6/1/28	994.57		
3/1/21	3/25/21	842,772	3137BHXY8	FHLMC MULTIFAMILY STRUCTURED P	2.79%	1/1/22	1,960.15		
3/1/21	3/25/21	78,689	3137FREB3	FHMS KJ28 A1	1.76%	2/1/25	271.77		
3/1/21	3/25/21	377,549	31417FXR4	FANNIE MAE POOL	2.00%	3/1/28	629.25		
3/1/21	3/25/21	1,240,000	3137AVXN2	FHLMC MULTIFAMILY STRUCTURED P	2.35%	7/1/22	2,433.50		
3/1/21	3/25/21	431,312	3137F72U8	FHMS KJ32 A1	0.51%	6/1/25	185.46		
3/1/21	3/25/21	1,250,000	3137B1BS0	FHLMC MULTIFAMILY STRUCTURED P	2.51%	11/1/22	2,614.58		
3/1/21	3/25/21	1,095,000	3137BQBZ9	FHMS K722 A2	2.40%	3/1/23	2,195.48		
3/1/21	3/25/21	368,347	31418CJK1	FN MA2965	2.50%	4/1/27	767.39		
3/1/21	3/25/21	249,994	3138EJJA7	FANNIE MAE POOL	3.50%	8/1/26	729.15		
3/1/21	3/25/21	139,340	3137AUPD5	FHLMC MULTIFAMILY STRUCTURED	1.60%	1/1/22	186.14		
3/1/21	3/25/21	570,000	3137ATRW4	FHLMC MULTIFAMILY STRUCTURED P	2.37%	5/1/22	1,127.18		
3/1/21	3/25/21	114,735	3136B1XP4	FNA 2018-M5 A2	3.56%	9/1/21	340.38		
3/1/21	3/25/21	81,973	3137FKK39	FHMS KP05 A	3.20%	7/1/23	218.80		
3/1/21	3/25/21	266,772	3138EJH50	FNMA POOL #AL2051	3.50%	6/1/26	778.09		
3/1/21	3/25/21	374,165	3136ABPW7	FNA 2013-M1 A2	2.36%	8/1/22	737.11		

BROWARD SD LONG TERM OPER PORT 1-3 YR

Portfolio Activity

Trade Date	Settle Date	Par (\$)	CUSIP	Security Description	Coupon	Maturity Date	Transact Amt (\$)	Yield at Market	Realized G/L (BV)
3/1/21	3/25/21	163,390	31418ARF7	FANNIE MAE POOL	2.00%	3/1/23	272.32		
3/1/21	3/25/21	304,655	3137FUZN7	FHMS KJ30 A1	0.52%	1/1/25	133.54		
3/1/21	3/15/21	162,133	3128PYYP3	FG J18818	2.50%	4/1/27	337.78		
3/1/21	3/15/21	201,304	3137ATCD2	FHR 4096 PA	1.37%	8/1/27	230.66		
3/3/21	3/3/21	1,260,000	478160CD4	JOHNSON & JOHNSON CORP NOTES	2.25%	3/3/22	14,175.00		
3/8/21	3/8/21	4,290,000	3137EAEW5	FREDDIE MAC NOTES	0.25%	9/8/23	5,481.67		
3/11/21	3/11/21	305,000	037833DL1	APPLE INC	1.70%	9/11/22	2,592.50		
3/15/21	3/15/21	275,000	477870AC3	JDOT 2019-B A3	2.21%	12/15/23	506.46		
3/15/21	3/15/21	266,287	41284WAC4	HDMOT 2019-A A3	2.34%	2/15/24	519.26		
3/15/21	3/15/21	230,000	58769VAC4	MBART 2020-1 A3	0.55%	2/18/25	105.42		
3/15/21	3/15/21	1,215,000	14041NFU0	COMET 2019-A2 A2	1.72%	8/15/24	1,741.50		
3/15/21	3/15/21	49,714	44891KAD7	HART 2018-A A3	2.79%	7/15/22	115.58		
3/15/21	3/15/21	112,614	02004VAC7	ALLYA 2018-2 A3	2.92%	11/15/22	274.03		
3/15/21	3/15/21	285,000	14315FAD9	CARMX 2020-3 A3	0.62%	3/17/25	147.25		
3/15/21	3/15/21	185,000	47787NAC3	JDOT 2020-B A3	0.51%	11/15/24	78.63		
3/15/21	3/15/21	408,288	44932NAD2	HYUNDAI AUTO RECEIVABLES TRUST	2.66%	6/15/23	905.04		
3/15/21	3/15/21	540,000	89238UAD2	TAOT 2019-C A3	1.91%	9/15/23	859.50		
3/15/21	3/15/21	250,000	65480EAD3	NALT 2020-B A3	0.43%	10/16/23	89.58		
3/15/21	3/15/21	625,000	254683CM5	DCENT 2019-A3 A	1.89%	10/15/24	984.38		
3/15/21	3/15/21	645,000	02587AAN4	AMXCA 2019-2 A	2.67%	11/15/24	1,435.13		
3/15/21	3/15/21	180,000	98163WAC0	WOART 2020-B A3	0.63%	5/15/25	94.50		
3/15/21	3/15/21	110,000	44891TAC0	HALST 2021-A A3	0.33%	1/16/24	30.25		
3/15/21	3/15/21	595,000	43815NAC8	HAROT 2019-3 A3	1.78%	8/15/23	882.58		
3/15/21	3/15/21	690,211	14315NAC4	CARMAX AUTO OWNER TRUST	3.05%	3/15/24	1,754.29		
3/15/21	3/15/21	395,000	44933FAC0	HART 2020-B A3	0.48%	12/16/24	158.00		
3/15/21	3/15/21	110,000	58769EAC2	MBALT 2020-B A3	0.40%	11/15/23	36.67		
3/16/21	3/16/21	233,894	38013FAD3	GMCAR 2018-4 A3	3.21%	10/16/23	625.67		
3/16/21	3/16/21	217,108	36256XAD4	GMCAR 2019-1 A3	2.97%	11/16/23	537.34		
3/16/21	3/16/21	132,413	36255JAD6	GMCAR 2018-3 A3	3.02%	5/16/23	333.24		
3/18/21	3/18/21	500,000	43813KAC6	HAROT 2020-3 A3	0.37%	10/18/24	154.17		

BROWARD SD LONG TERM OPER PORT 1-3 YR

Portfolio Activity

Trade Date	Settle Date	Par (\$)	CUSIP	Security Description	Coupon	Maturity Date	Transact Amt (\$)	Yield at Market	Realized G/L (BV)
3/20/21	3/20/21	298,527	38013TAD3	GMALT 2019-3 A3	2.03%	6/20/22	505.01		
3/20/21	3/20/21	220,000	362569AC9	GMALT 2020-3 A3	0.45%	8/21/23	82.50		
3/20/21	3/20/21	310,000	92290BAA9	VZOT 2020-B A	0.47%	2/20/25	121.42		
3/25/21	3/25/21	245,000	09661RAD3	BMWOT 2020-A A3	0.48%	10/25/24	98.00		
3/31/21	3/31/21	4,180,000	912828Q29	US TREASURY NOTES	1.50%	3/31/23	31,350.00		
3/31/21	3/31/21	2,975,000	912828L57	US TREASURY NOTES	1.75%	9/30/22	26,031.25		
Total INTEREST		108,419,663					379,962.81		

PAYDOWNS

1/1/21	1/15/21	8,243	3128PYYP3	FG J18818	2.50%	4/1/27	8,242.80		0.00
1/1/21	1/15/21	6,807	3137ATCD2	FHR 4096 PA	1.37%	8/1/27	6,806.95		0.00
1/1/21	1/25/21	7,035	3136ABPW7	FNA 2013-M1 A2	2.36%	8/1/22	7,034.76		0.00
1/1/21	1/25/21	5,301	31417FXR4	FANNIE MAE POOL	2.00%	3/1/28	5,301.40		0.00
1/1/21	1/25/21	4,639	3138EJJA7	FANNIE MAE POOL	3.50%	8/1/26	4,639.33		0.00
1/1/21	1/25/21	5,868	3137AUPD5	FHLMC MULTIFAMILY STRUCTURED	1.60%	1/1/22	5,867.84		0.00
1/1/21	1/25/21	5,587	31418ARF7	FANNIE MAE POOL	2.00%	3/1/23	5,587.34		0.00
1/1/21	1/25/21	60	3137FKK39	FHMS KP05 A	3.20%	7/1/23	60.03		0.00
1/1/21	1/25/21	3,929	3137B4GX8	FHLMC SERIES K032 A1	3.01%	2/1/23	3,928.83		0.00
1/1/21	1/25/21	183	3137FREB3	FHMS KJ28 A1	1.76%	2/1/25	182.94		0.00
1/1/21	1/25/21	6,536	31418ARF7	FANNIE MAE POOL	2.00%	3/1/23	6,536.14		0.00
1/1/21	1/25/21	849	3137ASNJ9	FHMS K019 A2	2.27%	3/1/22	849.37		0.00
1/1/21	1/25/21	6,865	3137AUPD5	FHLMC MULTIFAMILY STRUCTURED	1.60%	1/1/22	6,865.37		0.00
1/1/21	1/25/21	3,353	3137B4GX8	FHLMC SERIES K032 A1	3.01%	2/1/23	3,352.61		0.00
1/1/21	1/25/21	5,462	31418CJK1	FN MA2965	2.50%	4/1/27	5,461.62		0.00
1/1/21	1/25/21	768	3137FUZN7	FHMS KJ30 A1	0.52%	1/1/25	767.82		0.00
1/1/21	1/25/21	4,161	3137B5JL8	FHLMC MULTIFAMILY STRUCTURED P	2.66%	2/1/23	4,161.10		0.00
1/1/21	1/25/21	258	3137FQ3V3	FHMS KJ27 A1	2.09%	7/1/24	258.42		0.00
1/1/21	1/25/21	5,834	3140J94Y4	FANNIE MAE POOL	2.50%	3/1/29	5,834.13		0.00

BROWARD SD LONG TERM OPER PORT 1-3 YR

Portfolio Activity

Trade Date	Settle Date	Par (\$)	CUSIP	Security Description	Coupon	Maturity Date	Transact Amt (\$)	Yield at Market	Realized G/L (BV)
1/1/21	1/25/21	7,416	3138EJR42	FNMA POOL #AL2306	3.50%	6/1/27	7,416.06		0.00
1/1/21	1/25/21	3,962	3138EJJA7	FANNIE MAE POOL	3.50%	8/1/26	3,961.90		0.00
1/1/21	1/25/21	6,198	31417FXR4	FANNIE MAE POOL	2.00%	3/1/28	6,197.97		0.00
1/1/21	1/25/21	6,414	31418CJK1	FN MA2965	2.50%	4/1/27	6,414.22		0.00
1/1/21	1/25/21	3,635	3140Q9EN9	FN CA1940	4.00%	6/1/28	3,634.81		0.00
1/1/21	1/25/21	7,537	3137BLMY1	FHLMC SERIES K049 A1	2.47%	3/1/25	7,536.97		0.00
1/1/21	1/25/21	6,042	3136ABPW7	FNA 2013-M1 A2	2.36%	8/1/22	6,041.62		0.00
1/1/21	1/25/21	8,811	3137BLMY1	FHLMC SERIES K049 A1	2.47%	3/1/25	8,810.82		0.00
1/1/21	1/25/21	5,088	3137BKRH5	FHMS K047 A1	2.82%	12/1/24	5,087.80		0.00
1/1/21	1/25/21	6,345	3138EJR42	FNMA POOL #AL2306	3.50%	6/1/27	6,344.67		0.00
1/1/21	1/25/21	99,540	3136B1XP4	FNA 2018-M5 A2	3.56%	9/1/21	99,540.48		0.00
1/1/21	1/25/21	85,162	3136B1XP4	FNA 2018-M5 A2	3.56%	9/1/21	85,162.41		0.00
1/1/21	1/25/21	65,339	3137F72U8	FHMS KJ32 A1	0.51%	6/1/25	65,339.19		0.00
1/1/21	1/25/21	4,276	3140Q9EN9	FN CA1940	4.00%	6/1/28	4,276.24		0.00
1/1/21	1/25/21	51	3137FKK39	FHMS KP05 A	3.20%	7/1/23	50.80		0.00
1/1/21	1/25/21	4,361	3137BKRH5	FHMS K047 A1	2.82%	12/1/24	4,360.97		0.00
1/1/21	1/25/21	6,821	3140J94Y4	FANNIE MAE POOL	2.50%	3/1/29	6,821.45		0.00
1/1/21	1/25/21	724	3137ASNJ9	FHMS K019 A2	2.27%	3/1/22	724.46		0.00
1/1/21	1/25/21	5,492	3138EJH50	FNMA POOL #AL2051	3.50%	6/1/26	5,491.93		0.00
1/1/21	1/25/21	4,683	3138EJH50	FNMA POOL #AL2051	3.50%	6/1/26	4,682.85		0.00
1/1/21	1/25/21	3,575	3137B5JL8	FHLMC MULTIFAMILY STRUCTURED P	2.66%	2/1/23	3,575.03		0.00
1/15/21	1/15/21	24,157	14315NAC4	CARMAX AUTO OWNER TRUST	3.05%	3/15/24	24,157.17		0.00
1/15/21	1/15/21	9,509	34531LAD2	FORDL 2018-B A3	3.19%	12/15/21	9,509.43		0.00
1/15/21	1/15/21	8,351	41284WAC4	HDMOT 2019-A A3	2.34%	2/15/24	8,351.23		0.00
1/15/21	1/15/21	19,494	44932NAD2	HYUNDAI AUTO RECEIVABLES TRUST	2.66%	6/15/23	19,494.27		0.00
1/15/21	1/15/21	24,339	12636WAD8	CNH ABS 2017-A A3	2.07%	5/15/22	24,339.19		0.00
1/15/21	1/15/21	7,190	44891KAD7	HART 2018-A A3	2.79%	7/15/22	7,189.94		0.00
1/15/21	1/15/21	12,737	02004VAC7	ALLYA 2018-2 A3	2.92%	11/15/22	12,736.53		0.00
1/15/21	1/15/21	21,412	14315NAC4	CARMAX AUTO OWNER TRUST	3.05%	3/15/24	21,412.03		0.00
1/15/21	1/15/21	9,843	41284WAC4	HDMOT 2019-A A3	2.34%	2/15/24	9,842.53		0.00

BROWARD SD LONG TERM OPER PORT 1-3 YR

Portfolio Activity

Trade Date	Settle Date	Par (\$)	CUSIP	Security Description	Coupon	Maturity Date	Transact Amt (\$)	Yield at Market	Realized G/L (BV)
1/15/21	1/15/21	28,810	12636WAD8	CNH ABS 2017-A A3	2.07%	5/15/22	28,809.65		0.00
1/15/21	1/15/21	8,198	34531LAD2	FORDL 2018-B A3	3.19%	12/15/21	8,197.78		0.00
1/15/21	1/15/21	10,287	02004VAC7	ALLYA 2018-2 A3	2.92%	11/15/22	10,287.20		0.00
1/15/21	1/15/21	6,252	44891KAD7	HART 2018-A A3	2.79%	7/15/22	6,252.13		0.00
1/15/21	1/15/21	17,287	44932NAD2	HYUNDAI AUTO RECEIVABLES TRUST	2.66%	6/15/23	17,287.38		0.00
1/16/21	1/16/21	11,004	38013FAD3	GMCAR 2018-4 A3	3.21%	10/16/23	11,004.10		0.00
1/16/21	1/16/21	9,504	38013FAD3	GMCAR 2018-4 A3	3.21%	10/16/23	9,503.55		0.00
1/16/21	1/16/21	6,833	36255JAD6	GMCAR 2018-3 A3	3.02%	5/16/23	6,832.68		0.00
1/16/21	1/16/21	9,169	36256XAD4	GMCAR 2019-1 A3	2.97%	11/16/23	9,168.95		0.00
1/16/21	1/16/21	7,845	36255JAD6	GMCAR 2018-3 A3	3.02%	5/16/23	7,844.93		0.00
1/16/21	1/16/21	10,517	36256XAD4	GMCAR 2019-1 A3	2.97%	11/16/23	10,517.33		0.00
1/20/21	1/20/21	700,000	17305EGK5	CCCIT 2018-A1 A1	2.49%	1/20/23	700,000.00		0.00
1/20/21	1/20/21	400,000	17305EGK5	CCCIT 2018-A1 A1	2.49%	1/20/23	400,000.00		0.00
2/1/21	2/25/21	1,584	3137F72U8	FHMS KJ32 A1	0.51%	6/1/25	1,584.39		0.00
2/1/21	2/25/21	7,465	3138EJR42	FNMA POOL #AL2306	3.50%	6/1/27	7,464.93		0.00
2/1/21	2/25/21	5,181	3138EJH50	FNMA POOL #AL2051	3.50%	6/1/26	5,180.52		0.00
2/1/21	2/25/21	4,895	3140Q9EN9	FN CA1940	4.00%	6/1/28	4,895.20		0.00
2/1/21	2/25/21	4,973	31418CJK1	FN MA2965	2.50%	4/1/27	4,973.19		0.00
2/1/21	2/25/21	60	3137FKK39	FHMS KP05 A	3.20%	7/1/23	60.36		0.00
2/1/21	2/25/21	5,841	31418CJK1	FN MA2965	2.50%	4/1/27	5,840.61		0.00
2/1/21	2/25/21	7,448	31418ARF7	FANNIE MAE POOL	2.00%	3/1/23	7,447.52		0.00
2/1/21	2/25/21	6,076	3138EJH50	FNMA POOL #AL2051	3.50%	6/1/26	6,075.59		0.00
2/1/21	2/25/21	4,299	31417FXR4	FANNIE MAE POOL	2.00%	3/1/28	4,298.70		0.00
2/1/21	2/25/21	7,563	3137BLMY1	FHLMC SERIES K049 A1	2.47%	3/1/25	7,562.92		0.00
2/1/21	2/25/21	727	3137ASNJ9	FHMS K019 A2	2.27%	3/1/22	727.14		0.00
2/1/21	2/25/21	6,386	3138EJR42	FNMA POOL #AL2306	3.50%	6/1/27	6,386.47		0.00
2/1/21	2/25/21	6,366	31418ARF7	FANNIE MAE POOL	2.00%	3/1/23	6,366.42		0.00
2/1/21	2/25/21	3,869	3137BHXY8	FHLMC MULTIFAMILY STRUCTURED P	2.79%	1/1/22	3,868.98		0.00
2/1/21	2/25/21	771	3137FUZN7	FHMS KJ30 A1	0.52%	1/1/25	770.94		0.00
2/1/21	2/25/21	260	3137FQ3V3	FHMS KJ27 A1	2.09%	7/1/24	259.59		0.00

BROWARD SD LONG TERM OPER PORT 1-3 YR

Portfolio Activity

Trade Date	Settle Date	Par (\$)	CUSIP	Security Description	Coupon	Maturity Date	Transact Amt (\$)	Yield at Market	Realized G/L (BV)
2/1/21	2/25/21	3,150	3137FREB3	FHMS KJ28 A1	1.76%	2/1/25	3,149.59		0.00
2/1/21	2/25/21	6,890	3137AUPD5	FHLMC MULTIFAMILY STRUCTURED	1.60%	1/1/22	6,889.80		0.00
2/1/21	2/25/21	8,841	3137BLMY1	FHLMC SERIES K049 A1	2.47%	3/1/25	8,841.16		0.00
2/1/21	2/25/21	5,889	3137AUPD5	FHLMC MULTIFAMILY STRUCTURED	1.60%	1/1/22	5,888.72		0.00
2/1/21	2/25/21	5,105	3137BKRH5	FHMS K047 A1	2.82%	12/1/24	5,104.50		0.00
2/1/21	2/25/21	367	3136ABPW7	FNA 2013-M1 A2	2.36%	8/1/22	366.64		0.00
2/1/21	2/25/21	3,941	3137B4GX8	FHLMC SERIES K032 A1	3.01%	2/1/23	3,941.37		0.00
2/1/21	2/25/21	6,065	3140J94Y4	FANNIE MAE POOL	2.50%	3/1/29	6,065.06		0.00
2/1/21	2/25/21	4,175	3137B5JL8	FHLMC MULTIFAMILY STRUCTURED P	2.66%	2/1/23	4,175.04		0.00
2/1/21	2/25/21	3,359	3137BHXY8	FHLMC MULTIFAMILY STRUCTURED P	2.79%	1/1/22	3,358.79		0.00
2/1/21	2/25/21	4,375	3137BKRH5	FHMS K047 A1	2.82%	12/1/24	4,375.29		0.00
2/1/21	2/25/21	51	3137FKK39	FHMS KP05 A	3.20%	7/1/23	51.07		0.00
2/1/21	2/25/21	3,577	3138EJJA7	FANNIE MAE POOL	3.50%	8/1/26	3,577.41		0.00
2/1/21	2/25/21	2,314	3136B1XP4	FNA 2018-M5 A2	3.56%	9/1/21	2,313.64		0.00
2/1/21	2/25/21	7,091	3140J94Y4	FANNIE MAE POOL	2.50%	3/1/29	7,091.46		0.00
2/1/21	2/25/21	4,189	3138EJJA7	FANNIE MAE POOL	3.50%	8/1/26	4,189.09		0.00
2/1/21	2/25/21	5,759	3140Q9EN9	FN CA1940	4.00%	6/1/28	5,759.06		0.00
2/1/21	2/25/21	3,363	3137B4GX8	FHLMC SERIES K032 A1	3.01%	2/1/23	3,363.30		0.00
2/1/21	2/25/21	3,587	3137B5JL8	FHLMC MULTIFAMILY STRUCTURED P	2.66%	2/1/23	3,587.01		0.00
2/1/21	2/25/21	1,979	3136B1XP4	FNA 2018-M5 A2	3.56%	9/1/21	1,979.45		0.00
2/1/21	2/25/21	427	3136ABPW7	FNA 2013-M1 A2	2.36%	8/1/22	426.90		0.00
2/1/21	2/25/21	5,026	31417FXR4	FANNIE MAE POOL	2.00%	3/1/28	5,025.69		0.00
2/1/21	2/25/21	853	3137ASNJ9	FHMS K019 A2	2.27%	3/1/22	852.50		0.00
2/1/21	2/15/21	7,786	3137ATCD2	FHR 4096 PA	1.37%	8/1/27	7,785.56		0.00
2/1/21	2/15/21	5,398	3128PYYP3	FG J18818	2.50%	4/1/27	5,398.02		0.00
2/15/21	2/15/21	9,843	02004VAC7	ALLYA 2018-2 A3	2.92%	11/15/22	9,842.58		0.00
2/15/21	2/15/21	11,101	41284WAC4	HDMOT 2019-A A3	2.34%	2/15/24	11,100.51		0.00
2/15/21	2/15/21	21,952	14315NAC4	CARMAX AUTO OWNER TRUST	3.05%	3/15/24	21,952.13		0.00
2/15/21	2/15/21	7,089	44891KAD7	HART 2018-A A3	2.79%	7/15/22	7,088.90		0.00
2/15/21	2/15/21	12,186	02004VAC7	ALLYA 2018-2 A3	2.92%	11/15/22	12,186.04		0.00

BROWARD SD LONG TERM OPER PORT 1-3 YR

Portfolio Activity

Trade Date	Settle Date	Par (\$)	CUSIP	Security Description	Coupon	Maturity Date	Transact Amt (\$)	Yield at Market	Realized G/L (BV)
2/15/21	2/15/21	18,525	44932NAD2	HYUNDAI AUTO RECEIVABLES TRUST	2.66%	6/15/23	18,524.72		0.00
2/15/21	2/15/21	9,419	41284WAC4	HDMOT 2019-A A3	2.34%	2/15/24	9,418.61		0.00
2/15/21	2/15/21	24,767	14315NAC4	CARMAX AUTO OWNER TRUST	3.05%	3/15/24	24,766.50		0.00
2/15/21	2/15/21	16,428	44932NAD2	HYUNDAI AUTO RECEIVABLES TRUST	2.66%	6/15/23	16,427.59		0.00
2/15/21	2/15/21	6,164	44891KAD7	HART 2018-A A3	2.79%	7/15/22	6,164.26		0.00
2/16/21	2/16/21	9,155	38013FAD3	GMCAR 2018-4 A3	3.21%	10/16/23	9,155.17		0.00
2/16/21	2/16/21	7,362	36255JAD6	GMCAR 2018-3 A3	3.02%	5/16/23	7,361.51		0.00
2/16/21	2/16/21	8,829	36256XAD4	GMCAR 2019-1 A3	2.97%	11/16/23	8,828.98		0.00
2/16/21	2/16/21	6,412	36255JAD6	GMCAR 2018-3 A3	3.02%	5/16/23	6,411.63		0.00
2/16/21	2/16/21	10,127	36256XAD4	GMCAR 2019-1 A3	2.97%	11/16/23	10,127.35		0.00
2/16/21	2/16/21	10,601	38013FAD3	GMCAR 2018-4 A3	3.21%	10/16/23	10,600.72		0.00
2/20/21	2/20/21	14,306	38013TAD3	GMALT 2019-3 A3	2.03%	6/20/22	14,305.91		0.00
2/20/21	2/20/21	17,167	38013TAD3	GMALT 2019-3 A3	2.03%	6/20/22	17,167.09		0.00
3/1/21	3/15/21	6,752	3137ATCD2	FHR 4096 PA	1.37%	8/1/27	6,752.30		0.00
3/1/21	3/15/21	6,322	3128PYYP3	FG J18818	2.50%	4/1/27	6,321.99		0.00
3/1/21	3/25/21	1,860	3136B1XP4	FNA 2018-M5 A2	3.56%	9/1/21	1,859.54		0.00
3/1/21	3/25/21	68	3137FKK39	FHMS KP05 A	3.20%	7/1/23	67.92		0.00
3/1/21	3/25/21	902	3137BHXY8	FHLMC MULTIFAMILY STRUCTURED P	2.79%	1/1/22	901.52		0.00
3/1/21	3/25/21	5,718	31417FXR4	FANNIE MAE POOL	2.00%	3/1/28	5,717.61		0.00
3/1/21	3/25/21	850	3137ASNJ9	FHMS K019 A2	2.27%	3/1/22	850.13		0.00
3/1/21	3/25/21	2,971	3140Q9EN9	FN CA1940	4.00%	6/1/28	2,970.93		0.00
3/1/21	3/25/21	4,580	3138EJJA7	FANNIE MAE POOL	3.50%	8/1/26	4,580.13		0.00
3/1/21	3/25/21	9,171	3137BLMY1	FHLMC SERIES K049 A1	2.47%	3/1/25	9,171.08		0.00
3/1/21	3/25/21	4,213	3137B5JL8	FHLMC MULTIFAMILY STRUCTURED P	2.66%	2/1/23	4,213.37		0.00
3/1/21	3/25/21	2,173	3136B1XP4	FNA 2018-M5 A2	3.56%	9/1/21	2,173.48		0.00
3/1/21	3/25/21	5,510	3138EJR42	FNMA POOL #AL2306	3.50%	6/1/27	5,510.08		0.00
3/1/21	3/25/21	3,842	3137B4GX8	FHLMC SERIES K032 A1	3.01%	2/1/23	3,841.83		0.00
3/1/21	3/25/21	5,279	3137BKRH5	FHMS K047 A1	2.82%	12/1/24	5,278.86		0.00
3/1/21	3/25/21	7,329	31418CJK1	FN MA2965	2.50%	4/1/27	7,329.42		0.00
3/1/21	3/25/21	1,027	3137FUZN7	FHMS KJ30 A1	0.52%	1/1/25	1,026.80		0.00

BROWARD SD LONG TERM OPER PORT 1-3 YR

Portfolio Activity

Trade Date	Settle Date	Par (\$)	CUSIP	Security Description	Coupon	Maturity Date	Transact Amt (\$)	Yield at Market	Realized G/L (BV)
3/1/21	3/25/21	5,586	3137FREB3	FHMS KJ28 A1	1.76%	2/1/25	5,585.53		0.00
3/1/21	3/25/21	362	3137FQ3V3	FHMS KJ27 A1	2.09%	7/1/24	361.91		0.00
3/1/21	3/25/21	6,905	3137AUPD5	FHLMC MULTIFAMILY STRUCTURED	1.60%	1/1/22	6,905.11		0.00
3/1/21	3/25/21	5,648	31418ARF7	FANNIE MAE POOL	2.00%	3/1/23	5,647.94		0.00
3/1/21	3/25/21	997	3137ASNJ9	FHMS K019 A2	2.27%	3/1/22	996.71		0.00
3/1/21	3/25/21	4,714	3138EJR42	FNMA POOL #AL2306	3.50%	6/1/27	4,714.04		0.00
3/1/21	3/25/21	495	3136ABPW7	FNA 2013-M1 A2	2.36%	8/1/22	494.96		0.00
3/1/21	3/25/21	5,810	3140J94Y4	FANNIE MAE POOL	2.50%	3/1/29	5,810.15		0.00
3/1/21	3/25/21	4,828	31418ARF7	FANNIE MAE POOL	2.00%	3/1/23	4,828.08		0.00
3/1/21	3/25/21	4,874	3138EJH50	FNMA POOL #AL2051	3.50%	6/1/26	4,873.94		0.00
3/1/21	3/25/21	8,608	31418CJK1	FN MA2965	2.50%	4/1/27	8,607.81		0.00
3/1/21	3/25/21	4,904	3137B5JL8	FHLMC MULTIFAMILY STRUCTURED P	2.66%	2/1/23	4,904.09		0.00
3/1/21	3/25/21	1,943	3137F72U8	FHMS KJ32 A1	0.51%	6/1/25	1,942.50		0.00
3/1/21	3/25/21	5,363	3138EJJA7	FANNIE MAE POOL	3.50%	8/1/26	5,363.26		0.00
3/1/21	3/25/21	783	3137BHXY8	FHLMC MULTIFAMILY STRUCTURED P	2.79%	1/1/22	782.64		0.00
3/1/21	3/25/21	3,495	3140Q9EN9	FN CA1940	4.00%	6/1/28	3,495.21		0.00
3/1/21	3/25/21	10,721	3137BLMY1	FHLMC SERIES K049 A1	2.47%	3/1/25	10,721.13		0.00
3/1/21	3/25/21	4,891	31417FXR4	FANNIE MAE POOL	2.00%	3/1/28	4,890.53		0.00
3/1/21	3/25/21	4,156	3138EJH50	FNMA POOL #AL2051	3.50%	6/1/26	4,155.90		0.00
3/1/21	3/25/21	4,969	3140J94Y4	FANNIE MAE POOL	2.50%	3/1/29	4,969.20		0.00
3/1/21	3/25/21	4,502	3137B4GX8	FHLMC SERIES K032 A1	3.01%	2/1/23	4,502.14		0.00
3/1/21	3/25/21	500	3137F9ZD6	FHMS KJ33 A1	0.44%	12/1/25	500.46		0.00
3/1/21	3/25/21	8,079	3137AUPD5	FHLMC MULTIFAMILY STRUCTURED	1.60%	1/1/22	8,078.98		0.00
3/1/21	3/25/21	425	3136ABPW7	FNA 2013-M1 A2	2.36%	8/1/22	425.09		0.00
3/1/21	3/25/21	57	3137FKK39	FHMS KP05 A	3.20%	7/1/23	57.47		0.00
3/1/21	3/25/21	6,159	3137BKRH5	FHMS K047 A1	2.82%	12/1/24	6,158.68		0.00
3/15/21	3/15/21	16,442	44932NAD2	HYUNDAI AUTO RECEIVABLES TRUST	2.66%	6/15/23	16,442.27		0.00
3/15/21	3/15/21	19,919	14315NAC4	CARMAX AUTO OWNER TRUST	3.05%	3/15/24	19,918.58		0.00
3/15/21	3/15/21	14,581	44932NAD2	HYUNDAI AUTO RECEIVABLES TRUST	2.66%	6/15/23	14,580.88		0.00
3/15/21	3/15/21	8,874	41284WAC4	HDMOT 2019-A A3	2.34%	2/15/24	8,874.42		0.00

BROWARD SD LONG TERM OPER PORT 1-3 YR

Portfolio Activity

Trade Date	Settle Date	Par (\$)	CUSIP	Security Description	Coupon	Maturity Date	Transact Amt (\$)	Yield at Market	Realized G/L (BV)
3/15/21	3/15/21	8,777	02004VAC7	ALLYA 2018-2 A3	2.92%	11/15/22	8,776.82		0.00
3/15/21	3/15/21	10,867	02004VAC7	ALLYA 2018-2 A3	2.92%	11/15/22	10,866.54		0.00
3/15/21	3/15/21	10,459	41284WAC4	HDMOT 2019-A A3	2.34%	2/15/24	10,459.13		0.00
3/15/21	3/15/21	5,486	44891KAD7	HART 2018-A A3	2.79%	7/15/22	5,485.50		0.00
3/15/21	3/15/21	8,472	477870AC3	JDOT 2019-B A3	2.21%	12/15/23	8,472.04		0.00
3/15/21	3/15/21	9,450	477870AC3	JDOT 2019-B A3	2.21%	12/15/23	9,449.59		0.00
3/15/21	3/15/21	22,472	14315NAC4	CARMAX AUTO OWNER TRUST	3.05%	3/15/24	22,472.24		0.00
3/15/21	3/15/21	6,308	44891KAD7	HART 2018-A A3	2.79%	7/15/22	6,308.32		0.00
3/16/21	3/16/21	6,493	36255JAD6	GMCAR 2018-3 A3	3.02%	5/16/23	6,493.01		0.00
3/16/21	3/16/21	7,477	36256XAD4	GMCAR 2019-1 A3	2.97%	11/16/23	7,477.40		0.00
3/16/21	3/16/21	8,327	38013FAD3	GMCAR 2018-4 A3	3.21%	10/16/23	8,327.40		0.00
3/16/21	3/16/21	8,577	36256XAD4	GMCAR 2019-1 A3	2.97%	11/16/23	8,577.02		0.00
3/16/21	3/16/21	9,642	38013FAD3	GMCAR 2018-4 A3	3.21%	10/16/23	9,642.26		0.00
3/16/21	3/16/21	5,655	36255JAD6	GMCAR 2018-3 A3	3.02%	5/16/23	5,655.21		0.00
3/20/21	3/20/21	11,813	38013TAD3	GMALT 2019-3 A3	2.03%	6/20/22	11,812.67		0.00
3/20/21	3/20/21	14,175	38013TAD3	GMALT 2019-3 A3	2.03%	6/20/22	14,175.20		0.00
Total PAYDOWNS		2,577,306					2,577,306.19		0.00

SELL

1/6/21	1/8/21	2,390,000	912828U65	US TREASURY NOTES	1.75%	11/30/21	2,429,491.02		37,237.67
2/1/21	2/3/21	585,000	3135G0U92	FANNIE MAE NOTES	2.62%	1/11/22	599,899.47		14,094.37
2/1/21	2/3/21	400,000	084670BF4	BERKSHIRE HATHAWAY INC GLOBAL NOTES	3.40%	1/31/22	412,765.33		10,898.45
2/1/21	2/3/21	550,000	30231GAJ1	EXXON MOBIL CORP (CALLABLE) NOTE	2.39%	3/6/22	566,212.76		14,922.58
2/1/21	2/3/21	680,000	3135G0U92	FANNIE MAE NOTES	2.62%	1/11/22	697,319.03		16,380.98
2/1/21	2/3/21	500,000	89236TFX8	TOYOTA MOTOR CREDIT CORP	2.65%	4/12/22	518,040.42		14,081.08
2/1/21	2/3/21	625,000	30231GAJ1	EXXON MOBIL CORP (CALLABLE) NOTE	2.39%	3/6/22	643,423.60		16,877.80
2/1/21	2/3/21	425,000	084670BF4	BERKSHIRE HATHAWAY INC GLOBAL NOTES	3.40%	1/31/22	438,563.17		11,611.07
2/1/21	2/3/21	620,000	3135G0U92	FANNIE MAE NOTES	2.62%	1/11/22	635,790.88		14,716.71

BROWARD SD LONG TERM OPER PORT 1-3 YR

Portfolio Activity

Trade Date	Settle Date	Par (\$)	CUSIP	Security Description	Coupon	Maturity Date	Transact Amt (\$)	Yield at Market	Realized G/L (BV)
2/1/21	2/3/21	550,000	89236TFX8	TOYOTA MOTOR CREDIT CORP	2.65%	4/12/22	569,844.46		15,487.39
2/1/21	2/3/21	700,000	3135G0U92	FANNIE MAE NOTES	2.62%	1/11/22	717,828.42		16,618.73
2/3/21	2/3/21	45,000	912828V72	US TREASURY NOTES	1.87%	1/31/22	45,815.58		1,098.31
2/26/21	2/26/21	200,000	912828V72	US TREASURY NOTES	1.87%	1/31/22	203,597.47		4,533.94
3/1/21	3/3/21	745,000	912828V72	US TREASURY NOTES	1.87%	1/31/22	758,360.68		16,589.86
3/1/21	3/3/21	1,010,000	3135G0V59	FANNIE MAE NOTES	2.25%	4/12/22	1,043,453.73		25,777.26
3/1/21	3/3/21	50,000	912828J76	US TREASURY NOTES	1.75%	3/31/22	51,260.82		1,295.63
3/1/21	3/3/21	375,000	912828X47	US TREASURY NOTES	1.87%	4/30/22	385,123.45		9,505.53
3/1/21	3/3/21	680,000	478160CD4	JOHNSON & JOHNSON CORP NOTES	2.25%	3/3/22	692,709.20		15,648.05
3/1/21	3/3/21	205,000	912828X47	US TREASURY NOTES	1.87%	4/30/22	210,534.15		5,207.78
3/1/21	3/3/21	870,000	3135G0V59	FANNIE MAE NOTES	2.25%	4/12/22	898,816.58		22,216.67
3/1/21	3/3/21	40,000	912828J76	US TREASURY NOTES	1.75%	3/31/22	41,008.66		1,041.07
3/1/21	3/3/21	580,000	478160CD4	JOHNSON & JOHNSON CORP NOTES	2.25%	3/3/22	590,840.20		13,385.64
3/1/21	3/3/21	135,000	912828W55	US TREASURY NOTES	1.87%	2/28/22	137,420.05		3,234.17
3/1/21	3/3/21	815,000	912828V72	US TREASURY NOTES	1.87%	1/31/22	829,616.03		18,218.05
3/8/21	3/8/21	570,000	912828XR6	US TREASURY NOTES	1.75%	5/31/22	584,174.64		14,741.75
3/10/21	3/10/21	80,000	912828XR6	US TREASURY NOTES	1.75%	5/31/22	81,987.74		2,057.61
3/10/21	3/10/21	330,000	912828XR6	US TREASURY NOTES	1.75%	5/31/22	338,199.43		6,181.84
3/10/21	3/12/21	280,000	912828XR6	US TREASURY NOTES	1.75%	5/31/22	286,973.08		5,235.90
3/15/21	3/15/21	290,000	912828XR6	US TREASURY NOTES	1.75%	5/31/22	297,252.61		5,414.11
Total SELL		15,325,000					15,706,322.66		354,310.00

Quarterly Portfolio Transactions

Tran. Type	Trade Date	Settle Date	Par (\$)	CUSIP	Security Description	Coupon	Maturity Date	Transact Amt (\$)	Yield	Realized G/L (BV)
INTEREST	1/1/21	1/15/21	175,774.11	3128PYYP3	FG J18818	2.50%	4/1/27	366.20		
INTEREST	1/1/21	1/15/21	215,896.51	3137ATCD2	FHR 4096 PA	1.37%	8/1/27	247.38		
PAYDOWNS	1/1/21	1/15/21	8,242.80	3128PYYP3	FG J18818	2.50%	4/1/27	8,242.80		0.00
PAYDOWNS	1/1/21	1/15/21	6,806.95	3137ATCD2	FHR 4096 PA	1.37%	8/1/27	6,806.95		0.00
INTEREST	1/1/21	1/25/21	1,240,000.00	3137AWQH1	FHLMC MULTIFAMILY STRUCTURED P	2.30%	8/1/22	2,383.90		
INTEREST	1/1/21	1/25/21	1,250,000.00	3137B1BS0	FHLMC MULTIFAMILY STRUCTURED P	2.51%	11/1/22	2,614.58		
INTEREST	1/1/21	1/25/21	340,491.72	3138EJR42	FNMA POOL #AL2306	3.50%	6/1/27	993.10		
INTEREST	1/1/21	1/25/21	388,035.08	3136ABPW7	FNA 2013-M1 A2	2.36%	8/1/22	873.58		
INTEREST	1/1/21	1/25/21	82,195.11	3137FKK39	FHMS KP05 A	3.20%	7/1/23	219.39		
INTEREST	1/1/21	1/25/21	1,008,868.34	3137BLMY1	FHLMC SERIES K049 A1	2.47%	3/1/25	2,080.79		
INTEREST	1/1/21	1/25/21	203,482.99	3137B4GX8	FHLMC SERIES K032 A1	3.01%	2/1/23	511.42		
INTEREST	1/1/21	1/25/21	570,000.00	3137ATRW4	FHLMC MULTIFAMILY STRUCTURED P	2.37%	5/1/22	1,127.18		
INTEREST	1/1/21	1/25/21	398,372.40	31417FXR4	FANNIE MAE POOL	2.00%	3/1/28	663.95		
INTEREST	1/1/21	1/25/21	498,235.89	3137F72U8	FHMS KJ32 A1	0.51%	6/1/25	214.24		
INTEREST	1/1/21	1/25/21	1,240,000.00	3137AVXN2	FHLMC MULTIFAMILY STRUCTURED P	2.35%	7/1/22	2,433.50		
INTEREST	1/1/21	1/25/21	303,730.52	3136B1XP4	FNA 2018-M5 A2	3.56%	9/1/21	901.07		
INTEREST	1/1/21	1/25/21	391,036.72	31418CJK1	FN MA2965	2.50%	4/1/27	814.66		
INTEREST	1/1/21	1/25/21	1,095,000.00	3137BQBZ9	FHMS K722 A2	2.40%	3/1/23	2,195.48		
INTEREST	1/1/21	1/25/21	316,935.66	3140Q9EN9	FN CA1940	4.00%	6/1/28	1,056.45		
INTEREST	1/1/21	1/25/21	164,851.83	3137AUPD5	FHLMC MULTIFAMILY STRUCTURED	1.60%	1/1/22	220.21		

BROWARD SD LONG TERM OPER PORT 1-3 YR

Portfolio Activity

Tran. Type	Trade Date	Settle Date	Par (\$)	CUSIP	Security Description	Coupon	Maturity Date	Transact Amt (\$)	Yield	Realized G/L (BV)
INTEREST	1/1/21	1/25/21	496,871.29	3137BKRH5	FHMS K047 A1	2.82%	12/1/24	1,170.55		
INTEREST	1/1/21	1/25/21	189,327.81	31418ARF7	FANNIE MAE POOL	2.00%	3/1/23	315.55		
INTEREST	1/1/21	1/25/21	266,361.62	3138EJJA7	FANNIE MAE POOL	3.50%	8/1/26	776.89		
INTEREST	1/1/21	1/25/21	630,000.00	3137BLUR7	FHLMC MULTIFAMILY STRUCTURED P	2.71%	6/1/22	1,425.90		
INTEREST	1/1/21	1/25/21	850,000.00	3137BHXY8	FHLMC MULTIFAMILY STRUCTURED P	2.79%	1/1/22	1,976.96		
INTEREST	1/1/21	1/25/21	82,021.28	3137FREB3	FHMS KJ28 A1	1.76%	2/1/25	120.71		
INTEREST	1/1/21	1/25/21	207,750.50	3137B5JL8	FHLMC MULTIFAMILY STRUCTURED P	2.66%	2/1/23	462.07		
INTEREST	1/1/21	1/25/21	288,202.99	3138EJH50	FNMA POOL #AL2051	3.50%	6/1/26	840.59		
INTEREST	1/1/21	1/25/21	438,954.78	3140J94Y4	FANNIE MAE POOL	2.50%	3/1/29	914.49		
INTEREST	1/1/21	1/25/21	601,665.30	3137ASNJ9	FHMS K019 A2	2.27%	3/1/22	1,139.15		
INTEREST	1/1/21	1/25/21	306,193.74	3137FUZN7	FHMS KJ30 A1	0.52%	1/1/25	134.21		
INTEREST	1/1/21	1/25/21	143,290.95	3137FQ3V3	FHMS KJ27 A1	2.09%	7/1/24	249.80		
PAYDOWNS	1/1/21	1/25/21	7,034.76	3136ABPW7	FNA 2013-M1 A2	2.36%	8/1/22	7,034.76		0.00
PAYDOWNS	1/1/21	1/25/21	5,301.40	31417FXR4	FANNIE MAE POOL	2.00%	3/1/28	5,301.40		0.00
PAYDOWNS	1/1/21	1/25/21	4,639.33	3138EJJA7	FANNIE MAE POOL	3.50%	8/1/26	4,639.33		0.00
PAYDOWNS	1/1/21	1/25/21	5,867.84	3137AUPD5	FHLMC MULTIFAMILY STRUCTURED	1.60%	1/1/22	5,867.84		0.00
PAYDOWNS	1/1/21	1/25/21	5,587.34	31418ARF7	FANNIE MAE POOL	2.00%	3/1/23	5,587.34		0.00
PAYDOWNS	1/1/21	1/25/21	60.03	3137FKK39	FHMS KP05 A	3.20%	7/1/23	60.03		0.00
PAYDOWNS	1/1/21	1/25/21	3,928.83	3137B4GX8	FHLMC SERIES K032 A1	3.01%	2/1/23	3,928.83		0.00
PAYDOWNS	1/1/21	1/25/21	182.94	3137FREB3	FHMS KJ28 A1	1.76%	2/1/25	182.94		0.00
PAYDOWNS	1/1/21	1/25/21	6,536.14	31418ARF7	FANNIE MAE POOL	2.00%	3/1/23	6,536.14		0.00
PAYDOWNS	1/1/21	1/25/21	849.37	3137ASNJ9	FHMS K019 A2	2.27%	3/1/22	849.37		0.00

BROWARD SD LONG TERM OPER PORT 1-3 YR

Portfolio Activity

Tran. Type	Trade Date	Settle Date	Par (\$)	CUSIP	Security Description	Coupon	Maturity Date	Transact Amt (\$)	Yield	Realized G/L (BV)
PAYDOWNS	1/1/21	1/25/21	6,865.37	3137AUPD5	FHLMC MULTIFAMILY STRUCTURED	1.60%	1/1/22	6,865.37		0.00
PAYDOWNS	1/1/21	1/25/21	3,352.61	3137B4GX8	FHLMC SERIES K032 A1	3.01%	2/1/23	3,352.61		0.00
PAYDOWNS	1/1/21	1/25/21	5,461.62	31418CJK1	FN MA2965	2.50%	4/1/27	5,461.62		0.00
PAYDOWNS	1/1/21	1/25/21	767.82	3137FUZN7	FHMS KJ30 A1	0.52%	1/1/25	767.82		0.00
PAYDOWNS	1/1/21	1/25/21	4,161.10	3137B5JL8	FHLMC MULTIFAMILY STRUCTURED P	2.66%	2/1/23	4,161.10		0.00
PAYDOWNS	1/1/21	1/25/21	258.42	3137FQ3V3	FHMS KJ27 A1	2.09%	7/1/24	258.42		0.00
PAYDOWNS	1/1/21	1/25/21	5,834.13	3140J94Y4	FANNIE MAE POOL	2.50%	3/1/29	5,834.13		0.00
PAYDOWNS	1/1/21	1/25/21	7,416.06	3138EJR42	FNMA POOL #AL2306	3.50%	6/1/27	7,416.06		0.00
PAYDOWNS	1/1/21	1/25/21	3,961.90	3138EJJA7	FANNIE MAE POOL	3.50%	8/1/26	3,961.90		0.00
PAYDOWNS	1/1/21	1/25/21	6,197.97	31417FXR4	FANNIE MAE POOL	2.00%	3/1/28	6,197.97		0.00
PAYDOWNS	1/1/21	1/25/21	6,414.22	31418CJK1	FN MA2965	2.50%	4/1/27	6,414.22		0.00
PAYDOWNS	1/1/21	1/25/21	3,634.81	3140Q9EN9	FN CA1940	4.00%	6/1/28	3,634.81		0.00
PAYDOWNS	1/1/21	1/25/21	7,536.97	3137BLMY1	FHLMC SERIES K049 A1	2.47%	3/1/25	7,536.97		0.00
PAYDOWNS	1/1/21	1/25/21	6,041.62	3136ABPW7	FNA 2013-M1 A2	2.36%	8/1/22	6,041.62		0.00
PAYDOWNS	1/1/21	1/25/21	8,810.82	3137BLMY1	FHLMC SERIES K049 A1	2.47%	3/1/25	8,810.82		0.00
PAYDOWNS	1/1/21	1/25/21	5,087.80	3137BKRH5	FHMS K047 A1	2.82%	12/1/24	5,087.80		0.00
PAYDOWNS	1/1/21	1/25/21	6,344.67	3138EJR42	FNMA POOL #AL2306	3.50%	6/1/27	6,344.67		0.00
PAYDOWNS	1/1/21	1/25/21	99,540.48	3136B1XP4	FNA 2018-M5 A2	3.56%	9/1/21	99,540.48		0.00
PAYDOWNS	1/1/21	1/25/21	85,162.41	3136B1XP4	FNA 2018-M5 A2	3.56%	9/1/21	85,162.41		0.00
PAYDOWNS	1/1/21	1/25/21	65,339.19	3137F72U8	FHMS KJ32 A1	0.51%	6/1/25	65,339.19		0.00
PAYDOWNS	1/1/21	1/25/21	4,276.24	3140Q9EN9	FN CA1940	4.00%	6/1/28	4,276.24		0.00
PAYDOWNS	1/1/21	1/25/21	50.80	3137FKK39	FHMS KP05 A	3.20%	7/1/23	50.80		0.00

BROWARD SD LONG TERM OPER PORT 1-3 YR

Portfolio Activity

Tran. Type	Trade Date	Settle Date	Par (\$)	CUSIP	Security Description	Coupon	Maturity Date	Transact Amt (\$)	Yield	Realized G/L (BV)
PAYDOWNS	1/1/21	1/25/21	4,360.97	3137BKRH5	FHMS K047 A1	2.82%	12/1/24	4,360.97		0.00
PAYDOWNS	1/1/21	1/25/21	6,821.45	3140J94Y4	FANNIE MAE POOL	2.50%	3/1/29	6,821.45		0.00
PAYDOWNS	1/1/21	1/25/21	724.46	3137ASNJ9	FHMS K019 A2	2.27%	3/1/22	724.46		0.00
PAYDOWNS	1/1/21	1/25/21	5,491.93	3138EJH50	FNMA POOL #AL2051	3.50%	6/1/26	5,491.93		0.00
PAYDOWNS	1/1/21	1/25/21	4,682.85	3138EJH50	FNMA POOL #AL2051	3.50%	6/1/26	4,682.85		0.00
PAYDOWNS	1/1/21	1/25/21	3,575.03	3137B5JL8	FHLMC MULTIFAMILY STRUCTURED P	2.66%	2/1/23	3,575.03		0.00
BUY	1/6/21	1/8/21	2,420,000.00	91282CBD2	US TREASURY NOTES	0.12%	12/31/22	(2,419,121.54)	0.14%	
SELL	1/6/21	1/8/21	2,390,000.00	912828U65	US TREASURY NOTES	1.75%	11/30/21	2,429,491.02		37,237.67
INTEREST	1/10/21	1/10/21	2,275,000.00	3135G05G4	FANNIE MAE NOTES	0.25%	7/10/23	2,843.75		
INTEREST	1/11/21	1/11/21	2,585,000.00	3135G0U92	FANNIE MAE NOTES	2.62%	1/11/22	33,928.13		
BUY	1/12/21	1/20/21	110,000.00	44891TAC0	HALST 2021-A A3	0.33%	1/16/24	(109,986.27)	0.33%	
INTEREST	1/15/21	1/15/21	540,000.00	89238UAD2	TAOT 2019-C A3	1.91%	9/15/23	859.50		
INTEREST	1/15/21	1/15/21	230,000.00	58769VAC4	MBART 2020-1 A3	0.55%	2/18/25	105.42		
INTEREST	1/15/21	1/15/21	275,000.00	477870AC3	JDOT 2019-B A3	2.21%	12/15/23	506.46		
INTEREST	1/15/21	1/15/21	395,000.00	44933FAC0	HART 2020-B A3	0.48%	12/16/24	158.00		
INTEREST	1/15/21	1/15/21	180,000.00	98163WAC0	WOART 2020-B A3	0.63%	5/15/25	94.50		
INTEREST	1/15/21	1/15/21	1,215,000.00	14041NFU0	COMET 2019-A2 A2	1.72%	8/15/24	1,741.50		
INTEREST	1/15/21	1/15/21	285,000.00	14315FAD9	CARMX 2020-3 A3	0.62%	3/17/25	147.25		
INTEREST	1/15/21	1/15/21	76,408.96	44891KAD7	HART 2018-A A3	2.79%	7/15/22	177.65		
INTEREST	1/15/21	1/15/21	782,499.00	14315NAC4	CARMAX AUTO OWNER TRUST	3.05%	3/15/24	1,988.85		
INTEREST	1/15/21	1/15/21	595,000.00	43815NAC8	HAROT 2019-3 A3	1.78%	8/15/23	882.58		
INTEREST	1/15/21	1/15/21	53,148.84	12636WAD8	CNH ABS 2017-A A3	2.07%	5/15/22	91.68		

BROWARD SD LONG TERM OPER PORT 1-3 YR

Portfolio Activity

Tran. Type	Trade Date	Settle Date	Par (\$)	CUSIP	Security Description	Coupon	Maturity Date	Transact Amt (\$)	Yield	Realized G/L (BV)
INTEREST	1/15/21	1/15/21	305,000.00	41284WAC4	HDMOT 2019-A A3	2.34%	2/15/24	594.75		
INTEREST	1/15/21	1/15/21	625,000.00	254683CM5	DCENT 2019-A3 A	1.89%	10/15/24	984.38		
INTEREST	1/15/21	1/15/21	645,000.00	02587AAN4	AMXCA 2019-2 A	2.67%	11/15/24	1,435.13		
INTEREST	1/15/21	1/15/21	480,021.56	44932NAD2	HYUNDAI AUTO RECEIVABLES TRUST	2.66%	6/15/23	1,064.05		
INTEREST	1/15/21	1/15/21	110,000.00	58769EAC2	MBALT 2020-B A3	0.40%	11/15/23	36.67		
INTEREST	1/15/21	1/15/21	17,707.21	34531LAD2	FORDL 2018-B A3	3.19%	12/15/21	47.07		
INTEREST	1/15/21	1/15/21	250,000.00	65480EAD3	NALT 2020-B A3	0.43%	10/16/23	89.58		
INTEREST	1/15/21	1/15/21	157,665.96	02004VAC7	ALLYA 2018-2 A3	2.92%	11/15/22	383.65		
INTEREST	1/15/21	1/15/21	185,000.00	47787NAC3	JDOT 2020-B A3	0.51%	11/15/24	78.63		
PAYDOWNS	1/15/21	1/15/21	24,157.17	14315NAC4	CARMAX AUTO OWNER TRUST	3.05%	3/15/24	24,157.17		0.00
PAYDOWNS	1/15/21	1/15/21	9,509.43	34531LAD2	FORDL 2018-B A3	3.19%	12/15/21	9,509.43		0.00
PAYDOWNS	1/15/21	1/15/21	8,351.23	41284WAC4	HDMOT 2019-A A3	2.34%	2/15/24	8,351.23		0.00
PAYDOWNS	1/15/21	1/15/21	19,494.27	44932NAD2	HYUNDAI AUTO RECEIVABLES TRUST	2.66%	6/15/23	19,494.27		0.00
PAYDOWNS	1/15/21	1/15/21	24,339.19	12636WAD8	CNH ABS 2017-A A3	2.07%	5/15/22	24,339.19		0.00
PAYDOWNS	1/15/21	1/15/21	7,189.94	44891KAD7	HART 2018-A A3	2.79%	7/15/22	7,189.94		0.00
PAYDOWNS	1/15/21	1/15/21	12,736.53	02004VAC7	ALLYA 2018-2 A3	2.92%	11/15/22	12,736.53		0.00
PAYDOWNS	1/15/21	1/15/21	21,412.03	14315NAC4	CARMAX AUTO OWNER TRUST	3.05%	3/15/24	21,412.03		0.00
PAYDOWNS	1/15/21	1/15/21	9,842.53	41284WAC4	HDMOT 2019-A A3	2.34%	2/15/24	9,842.53		0.00
PAYDOWNS	1/15/21	1/15/21	28,809.65	12636WAD8	CNH ABS 2017-A A3	2.07%	5/15/22	28,809.65		0.00
PAYDOWNS	1/15/21	1/15/21	8,197.78	34531LAD2	FORDL 2018-B A3	3.19%	12/15/21	8,197.78		0.00
PAYDOWNS	1/15/21	1/15/21	10,287.20	02004VAC7	ALLYA 2018-2 A3	2.92%	11/15/22	10,287.20		0.00
PAYDOWNS	1/15/21	1/15/21	6,252.13	44891KAD7	HART 2018-A A3	2.79%	7/15/22	6,252.13		0.00

BROWARD SD LONG TERM OPER PORT 1-3 YR

Portfolio Activity

Tran. Type	Trade Date	Settle Date	Par (\$)	CUSIP	Security Description	Coupon	Maturity Date	Transact Amt (\$)	Yield	Realized G/L (BV)
PAYDOWNS	1/15/21	1/15/21	17,287.38	44932NAD2	HYUNDAI AUTO RECEIVABLES TRUST	2.66%	6/15/23	17,287.38		0.00
INTEREST	1/16/21	1/16/21	274,157.96	38013FAD3	GMCAR 2018-4 A3	3.21%	10/16/23	733.37		
INTEREST	1/16/21	1/16/21	160,863.58	36255JAD6	GMCAR 2018-3 A3	3.02%	5/16/23	404.84		
INTEREST	1/16/21	1/16/21	255,750.25	36256XAD4	GMCAR 2019-1 A3	2.97%	11/16/23	632.98		
PAYDOWNS	1/16/21	1/16/21	11,004.10	38013FAD3	GMCAR 2018-4 A3	3.21%	10/16/23	11,004.10		0.00
PAYDOWNS	1/16/21	1/16/21	9,503.55	38013FAD3	GMCAR 2018-4 A3	3.21%	10/16/23	9,503.55		0.00
PAYDOWNS	1/16/21	1/16/21	6,832.68	36255JAD6	GMCAR 2018-3 A3	3.02%	5/16/23	6,832.68		0.00
PAYDOWNS	1/16/21	1/16/21	9,168.95	36256XAD4	GMCAR 2019-1 A3	2.97%	11/16/23	9,168.95		0.00
PAYDOWNS	1/16/21	1/16/21	7,844.93	36255JAD6	GMCAR 2018-3 A3	3.02%	5/16/23	7,844.93		0.00
PAYDOWNS	1/16/21	1/16/21	10,517.33	36256XAD4	GMCAR 2019-1 A3	2.97%	11/16/23	10,517.33		0.00
INTEREST	1/18/21	1/18/21	500,000.00	43813KAC6	HAROT 2020-3 A3	0.37%	10/18/24	154.17		
INTEREST	1/20/21	1/20/21	330,000.00	38013TAD3	GMALT 2019-3 A3	2.03%	6/20/22	558.25		
INTEREST	1/20/21	1/20/21	310,000.00	92290BAA9	VZOT 2020-B A	0.47%	2/20/25	121.42		
INTEREST	1/20/21	1/20/21	1,100,000.00	17305EGK5	CCCIT 2018-A1 A1	2.49%	1/20/23	13,695.00		
INTEREST	1/20/21	1/20/21	220,000.00	362569AC9	GMALT 2020-3 A3	0.45%	8/21/23	82.50		
PAYDOWNS	1/20/21	1/20/21	700,000.00	17305EGK5	CCCIT 2018-A1 A1	2.49%	1/20/23	700,000.00		0.00
PAYDOWNS	1/20/21	1/20/21	400,000.00	17305EGK5	CCCIT 2018-A1 A1	2.49%	1/20/23	400,000.00		0.00
INTEREST	1/25/21	1/25/21	1,475,000.00	3137EAET2	FREDDIE MAC NOTES	0.12%	7/25/22	932.12		
INTEREST	1/25/21	1/25/21	245,000.00	09661RAD3	BMWOT 2020-A A3	0.48%	10/25/24	98.00		
INTEREST	1/31/21	1/31/21	2,085,000.00	912828P38	US TREASURY NOTES	1.75%	1/31/23	18,243.75		
INTEREST	1/31/21	1/31/21	960,000.00	912828P4	US TREASURY NOTES	1.87%	7/31/22	9,000.00		
INTEREST	1/31/21	1/31/21	825,000.00	084670BF4	BERKSHIRE HATHAWAY INC GLOBAL NOTES	3.40%	1/31/22	14,025.00		

BROWARD SD LONG TERM OPER PORT 1-3 YR

Portfolio Activity

Tran. Type	Trade Date	Settle Date	Par (\$)	CUSIP	Security Description	Coupon	Maturity Date	Transact Amt (\$)	Yield	Realized G/L (BV)
INTEREST	1/31/21	1/31/21	1,805,000.00	912828V72	US TREASURY NOTES	1.87%	1/31/22	16,921.88		
INTEREST	2/1/21	2/1/21	725,000.00	60412AVS9	MN ST TXBL GO BONDS	0.40%	8/1/23	1,256.67		
BUY	2/1/21	2/3/21	4,500,000.00	91282CBE0	US TREASURY NOTES	0.12%	1/15/24	(4,494,318.67)	0.17%	
BUY	2/1/21	2/3/21	1,350,000.00	91282CBD2	US TREASURY NOTES	0.12%	12/31/22	(1,350,580.37)	0.11%	
SELL	2/1/21	2/3/21	585,000.00	3135G0U92	FANNIE MAE NOTES	2.62%	1/11/22	599,899.47		14,094.37
SELL	2/1/21	2/3/21	400,000.00	084670BF4	BERKSHIRE HATHAWAY INC GLOBAL NOTES	3.40%	1/31/22	412,765.33		10,898.45
SELL	2/1/21	2/3/21	550,000.00	30231GAJ1	EXXON MOBIL CORP (CALLABLE) NOTE	2.39%	3/6/22	566,212.76		14,922.58
SELL	2/1/21	2/3/21	680,000.00	3135G0U92	FANNIE MAE NOTES	2.62%	1/11/22	697,319.03		16,380.98
SELL	2/1/21	2/3/21	500,000.00	89236TFX8	TOYOTA MOTOR CREDIT CORP	2.65%	4/12/22	518,040.42		14,081.08
SELL	2/1/21	2/3/21	625,000.00	30231GAJ1	EXXON MOBIL CORP (CALLABLE) NOTE	2.39%	3/6/22	643,423.60		16,877.80
SELL	2/1/21	2/3/21	425,000.00	084670BF4	BERKSHIRE HATHAWAY INC GLOBAL NOTES	3.40%	1/31/22	438,563.17		11,611.07
SELL	2/1/21	2/3/21	620,000.00	3135G0U92	FANNIE MAE NOTES	2.62%	1/11/22	635,790.88		14,716.71
SELL	2/1/21	2/3/21	550,000.00	89236TFX8	TOYOTA MOTOR CREDIT CORP	2.65%	4/12/22	569,844.46		15,487.39
SELL	2/1/21	2/3/21	700,000.00	3135G0U92	FANNIE MAE NOTES	2.62%	1/11/22	717,828.42		16,618.73
INTEREST	2/1/21	2/15/21	167,531.31	3128PYYP3	FG J18818	2.50%	4/1/27	349.02		
INTEREST	2/1/21	2/15/21	209,089.56	3137ATCD2	FHR 4096 PA	1.37%	8/1/27	239.58		
PAYDOWNS	2/1/21	2/15/21	7,785.56	3137ATCD2	FHR 4096 PA	1.37%	8/1/27	7,785.56		0.00
PAYDOWNS	2/1/21	2/15/21	5,398.02	3128PYYP3	FG J18818	2.50%	4/1/27	5,398.02		0.00
INTEREST	2/1/21	2/25/21	1,240,000.00	3137AVXN2	FHLMC MULTIFAMILY STRUCTURED P	2.35%	7/1/22	2,433.50		
INTEREST	2/1/21	2/25/21	487,422.52	3137BKRH5	FHMS K047 A1	2.82%	12/1/24	1,148.29		
INTEREST	2/1/21	2/25/21	386,873.03	31417FXR4	FANNIE MAE POOL	2.00%	3/1/28	644.79		
INTEREST	2/1/21	2/25/21	570,000.00	3137ATRW4	FHLMC MULTIFAMILY STRUCTURED P	2.37%	5/1/22	1,127.18		

BROWARD SD LONG TERM OPER PORT 1-3 YR

Portfolio Activity

Tran. Type	Trade Date	Settle Date	Par (\$)	CUSIP	Security Description	Coupon	Maturity Date	Transact Amt (\$)	Yield	Realized G/L (BV)
INTEREST	2/1/21	2/25/21	1,095,000.00	3137BQBZ9	FHMS K722 A2	2.40%	3/1/23	2,195.48		
INTEREST	2/1/21	2/25/21	278,028.21	3138EJH50	FNMA POOL #AL2051	3.50%	6/1/26	810.92		
INTEREST	2/1/21	2/25/21	600,091.47	3137ASNJ9	FHMS K019 A2	2.27%	3/1/22	1,136.17		
INTEREST	2/1/21	2/25/21	257,760.39	3138EJJA7	FANNIE MAE POOL	3.50%	8/1/26	751.80		
INTEREST	2/1/21	2/25/21	630,000.00	3137BLUR7	FHLMC MULTIFAMILY STRUCTURED P	2.71%	6/1/22	1,425.90		
INTEREST	2/1/21	2/25/21	1,250,000.00	3137B1BS0	FHLMC MULTIFAMILY STRUCTURED P	2.51%	11/1/22	2,614.58		
INTEREST	2/1/21	2/25/21	200,014.37	3137B5JL8	FHLMC MULTIFAMILY STRUCTURED P	2.66%	2/1/23	444.87		
INTEREST	2/1/21	2/25/21	992,520.55	3137BLMY1	FHLMC SERIES K049 A1	2.47%	3/1/25	2,047.07		
INTEREST	2/1/21	2/25/21	143,032.53	3137FQ3V3	FHMS KJ27 A1	2.09%	7/1/24	249.35		
INTEREST	2/1/21	2/25/21	119,027.63	3136B1XP4	FNA 2018-M5 A2	3.56%	9/1/21	353.12		
INTEREST	2/1/21	2/25/21	426,299.20	3140J94Y4	FANNIE MAE POOL	2.50%	3/1/29	888.12		
INTEREST	2/1/21	2/25/21	850,000.00	3137BHXY8	FHLMC MULTIFAMILY STRUCTURED P	2.79%	1/1/22	2,045.92		
INTEREST	2/1/21	2/25/21	374,958.70	3136ABPW7	FNA 2013-M1 A2	2.36%	8/1/22	738.67		
INTEREST	2/1/21	2/25/21	305,425.92	3137FUZN7	FHMS KJ30 A1	0.52%	1/1/25	133.88		
INTEREST	2/1/21	2/25/21	1,240,000.00	3137AWQH1	FHLMC MULTIFAMILY STRUCTURED P	2.30%	8/1/22	2,383.90		
INTEREST	2/1/21	2/25/21	177,204.33	31418ARF7	FANNIE MAE POOL	2.00%	3/1/23	295.34		
INTEREST	2/1/21	2/25/21	309,024.61	3140Q9EN9	FN CA1940	4.00%	6/1/28	1,030.08		
INTEREST	2/1/21	2/25/21	379,160.88	31418CJK1	FN MA2965	2.50%	4/1/27	789.92		
INTEREST	2/1/21	2/25/21	196,201.55	3137B4GX8	FHLMC SERIES K032 A1	3.01%	2/1/23	493.12		
INTEREST	2/1/21	2/25/21	82,084.28	3137FKK39	FHMS KP05 A	3.20%	7/1/23	219.10		
INTEREST	2/1/21	2/25/21	81,838.34	3137FREB3	FHMS KJ28 A1	1.76%	2/1/25	145.24		
INTEREST	2/1/21	2/25/21	152,118.62	3137AUPD5	FHLMC MULTIFAMILY STRUCTURED	1.60%	1/1/22	203.21		

BROWARD SD LONG TERM OPER PORT 1-3 YR

Portfolio Activity

Tran. Type	Trade Date	Settle Date	Par (\$)	CUSIP	Security Description	Coupon	Maturity Date	Transact Amt (\$)	Yield	Realized G/L (BV)
INTEREST	2/1/21	2/25/21	432,896.70	3137F72U8	FHMS KJ32 A1	0.51%	6/1/25	186.15		
INTEREST	2/1/21	2/25/21	326,730.99	3138EJR42	FNMA POOL #AL2306	3.50%	6/1/27	952.97		
PAYDOWNS	2/1/21	2/25/21	1,584.39	3137F72U8	FHMS KJ32 A1	0.51%	6/1/25	1,584.39		0.00
PAYDOWNS	2/1/21	2/25/21	7,464.93	3138EJR42	FNMA POOL #AL2306	3.50%	6/1/27	7,464.93		0.00
PAYDOWNS	2/1/21	2/25/21	5,180.52	3138EJH50	FNMA POOL #AL2051	3.50%	6/1/26	5,180.52		0.00
PAYDOWNS	2/1/21	2/25/21	4,895.20	3140Q9EN9	FN CA1940	4.00%	6/1/28	4,895.20		0.00
PAYDOWNS	2/1/21	2/25/21	4,973.19	31418CJ1	FN MA2965	2.50%	4/1/27	4,973.19		0.00
PAYDOWNS	2/1/21	2/25/21	60.36	3137FKK39	FHMS KP05 A	3.20%	7/1/23	60.36		0.00
PAYDOWNS	2/1/21	2/25/21	5,840.61	31418CJ1	FN MA2965	2.50%	4/1/27	5,840.61		0.00
PAYDOWNS	2/1/21	2/25/21	7,447.52	31418ARF7	FANNIE MAE POOL	2.00%	3/1/23	7,447.52		0.00
PAYDOWNS	2/1/21	2/25/21	6,075.59	3138EJH50	FNMA POOL #AL2051	3.50%	6/1/26	6,075.59		0.00
PAYDOWNS	2/1/21	2/25/21	4,298.70	31417FXR4	FANNIE MAE POOL	2.00%	3/1/28	4,298.70		0.00
PAYDOWNS	2/1/21	2/25/21	7,562.92	3137BLMY1	FHLMC SERIES K049 A1	2.47%	3/1/25	7,562.92		0.00
PAYDOWNS	2/1/21	2/25/21	727.14	3137ASNJ9	FHMS K019 A2	2.27%	3/1/22	727.14		0.00
PAYDOWNS	2/1/21	2/25/21	6,386.47	3138EJR42	FNMA POOL #AL2306	3.50%	6/1/27	6,386.47		0.00
PAYDOWNS	2/1/21	2/25/21	6,366.42	31418ARF7	FANNIE MAE POOL	2.00%	3/1/23	6,366.42		0.00
PAYDOWNS	2/1/21	2/25/21	3,868.98	3137BHXY8	FHLMC MULTIFAMILY STRUCTURED P	2.79%	1/1/22	3,868.98		0.00
PAYDOWNS	2/1/21	2/25/21	770.94	3137FUZN7	FHMS KJ30 A1	0.52%	1/1/25	770.94		0.00
PAYDOWNS	2/1/21	2/25/21	259.59	3137FQ3V3	FHMS KJ27 A1	2.09%	7/1/24	259.59		0.00
PAYDOWNS	2/1/21	2/25/21	3,149.59	3137FREB3	FHMS KJ28 A1	1.76%	2/1/25	3,149.59		0.00
PAYDOWNS	2/1/21	2/25/21	6,889.80	3137AUPD5	FHLMC MULTIFAMILY STRUCTURED	1.60%	1/1/22	6,889.80		0.00
PAYDOWNS	2/1/21	2/25/21	8,841.16	3137BLMY1	FHLMC SERIES K049 A1	2.47%	3/1/25	8,841.16		0.00

BROWARD SD LONG TERM OPER PORT 1-3 YR

Portfolio Activity

Tran. Type	Trade Date	Settle Date	Par (\$)	CUSIP	Security Description	Coupon	Maturity Date	Transact Amt (\$)	Yield	Realized G/L (BV)
PAYDOWNS	2/1/21	2/25/21	5,888.72	3137AUPD5	FHLMC MULTIFAMILY STRUCTURED	1.60%	1/1/22	5,888.72		0.00
PAYDOWNS	2/1/21	2/25/21	5,104.50	3137BKRH5	FHMS K047 A1	2.82%	12/1/24	5,104.50		0.00
PAYDOWNS	2/1/21	2/25/21	366.64	3136ABPW7	FNA 2013-M1 A2	2.36%	8/1/22	366.64		0.00
PAYDOWNS	2/1/21	2/25/21	3,941.37	3137B4GX8	FHLMC SERIES K032 A1	3.01%	2/1/23	3,941.37		0.00
PAYDOWNS	2/1/21	2/25/21	6,065.06	3140J94Y4	FANNIE MAE POOL	2.50%	3/1/29	6,065.06		0.00
PAYDOWNS	2/1/21	2/25/21	4,175.04	3137B5JL8	FHLMC MULTIFAMILY STRUCTURED P	2.66%	2/1/23	4,175.04		0.00
PAYDOWNS	2/1/21	2/25/21	3,358.79	3137BHXY8	FHLMC MULTIFAMILY STRUCTURED P	2.79%	1/1/22	3,358.79		0.00
PAYDOWNS	2/1/21	2/25/21	4,375.29	3137BKRH5	FHMS K047 A1	2.82%	12/1/24	4,375.29		0.00
PAYDOWNS	2/1/21	2/25/21	51.07	3137FKK39	FHMS KP05 A	3.20%	7/1/23	51.07		0.00
PAYDOWNS	2/1/21	2/25/21	3,577.41	3138EJJA7	FANNIE MAE POOL	3.50%	8/1/26	3,577.41		0.00
PAYDOWNS	2/1/21	2/25/21	2,313.64	3136B1XP4	FNA 2018-M5 A2	3.56%	9/1/21	2,313.64		0.00
PAYDOWNS	2/1/21	2/25/21	7,091.46	3140J94Y4	FANNIE MAE POOL	2.50%	3/1/29	7,091.46		0.00
PAYDOWNS	2/1/21	2/25/21	4,189.09	3138EJJA7	FANNIE MAE POOL	3.50%	8/1/26	4,189.09		0.00
PAYDOWNS	2/1/21	2/25/21	5,759.06	3140Q9EN9	FN CA1940	4.00%	6/1/28	5,759.06		0.00
PAYDOWNS	2/1/21	2/25/21	3,363.30	3137B4GX8	FHLMC SERIES K032 A1	3.01%	2/1/23	3,363.30		0.00
PAYDOWNS	2/1/21	2/25/21	3,587.01	3137B5JL8	FHLMC MULTIFAMILY STRUCTURED P	2.66%	2/1/23	3,587.01		0.00
PAYDOWNS	2/1/21	2/25/21	1,979.45	3136B1XP4	FNA 2018-M5 A2	3.56%	9/1/21	1,979.45		0.00
PAYDOWNS	2/1/21	2/25/21	426.90	3136ABPW7	FNA 2013-M1 A2	2.36%	8/1/22	426.90		0.00
PAYDOWNS	2/1/21	2/25/21	5,025.69	31417FXR4	FANNIE MAE POOL	2.00%	3/1/28	5,025.69		0.00
PAYDOWNS	2/1/21	2/25/21	852.50	3137ASNJ9	FHMS K019 A2	2.27%	3/1/22	852.50		0.00
SELL	2/3/21	2/3/21	45,000.00	912828V72	US TREASURY NOTES	1.87%	1/31/22	45,815.58		1,098.31
INTEREST	2/6/21	2/6/21	860,000.00	594918BX1	MICROSOFT CORP(CALLABLE) NOTE	2.87%	2/6/24	12,362.50		

BROWARD SD LONG TERM OPER PORT 1-3 YR

Portfolio Activity

Tran. Type	Trade Date	Settle Date	Par (\$)	CUSIP	Security Description	Coupon	Maturity Date	Transact Amt (\$)	Yield	Realized G/L (BV)
INTEREST	2/9/21	2/9/21	640,000.00	037833AY6	APPLE INC CORP NOTES	2.15%	2/9/22	6,880.00		
INTEREST	2/15/21	2/15/21	62,966.89	44891KAD7	HART 2018-A A3	2.79%	7/15/22	146.40		
INTEREST	2/15/21	2/15/21	275,000.00	477870AC3	JDOT 2019-B A3	2.21%	12/15/23	506.46		
INTEREST	2/15/21	2/15/21	230,000.00	58769VAC4	MBART 2020-1 A3	0.55%	2/18/25	105.42		
INTEREST	2/15/21	2/15/21	285,000.00	14315FAD9	CARMX 2020-3 A3	0.62%	3/17/25	147.25		
INTEREST	2/15/21	2/15/21	395,000.00	44933FAC0	HART 2020-B A3	0.48%	12/16/24	158.00		
INTEREST	2/15/21	2/15/21	443,239.91	44932NAD2	HYUNDAI AUTO RECEIVABLES TRUST	2.66%	6/15/23	982.52		
INTEREST	2/15/21	2/15/21	134,642.23	02004VAC7	ALLYA 2018-2 A3	2.92%	11/15/22	327.63		
INTEREST	2/15/21	2/15/21	250,000.00	65480EAD3	NALT 2020-B A3	0.43%	10/16/23	89.58		
INTEREST	2/15/21	2/15/21	625,000.00	254683CM5	DCENT 2019-A3 A	1.89%	10/15/24	984.38		
INTEREST	2/15/21	2/15/21	540,000.00	89238UAD2	TAOT 2019-C A3	1.91%	9/15/23	859.50		
INTEREST	2/15/21	2/15/21	110,000.00	58769EAC2	MBALT 2020-B A3	0.40%	11/15/23	36.67		
INTEREST	2/15/21	2/15/21	185,000.00	47787NAC3	JDOT 2020-B A3	0.51%	11/15/24	78.63		
INTEREST	2/15/21	2/15/21	595,000.00	43815NAC8	HAROT 2019-3 A3	1.78%	8/15/23	882.58		
INTEREST	2/15/21	2/15/21	1,215,000.00	14041NFU0	COMET 2019-A2 A2	1.72%	8/15/24	1,741.50		
INTEREST	2/15/21	2/15/21	645,000.00	02587AAN4	AMXCA 2019-2 A	2.67%	11/15/24	1,435.13		
INTEREST	2/15/21	2/15/21	736,929.80	14315NAC4	CARMAX AUTO OWNER TRUST	3.05%	3/15/24	1,873.03		
INTEREST	2/15/21	2/15/21	180,000.00	98163WAC0	WOART 2020-B A3	0.63%	5/15/25	94.50		
INTEREST	2/15/21	2/15/21	286,806.24	41284WAC4	HDMOT 2019-A A3	2.34%	2/15/24	559.27		
INTEREST	2/15/21	2/15/21	110,000.00	44891TAC0	HALST 2021-A A3	0.33%	1/16/24	25.21		
PAYDOWNS	2/15/21	2/15/21	9,842.58	02004VAC7	ALLYA 2018-2 A3	2.92%	11/15/22	9,842.58		0.00
PAYDOWNS	2/15/21	2/15/21	11,100.51	41284WAC4	HDMOT 2019-A A3	2.34%	2/15/24	11,100.51		0.00

BROWARD SD LONG TERM OPER PORT 1-3 YR

Portfolio Activity

Tran. Type	Trade Date	Settle Date	Par (\$)	CUSIP	Security Description	Coupon	Maturity Date	Transact Amt (\$)	Yield	Realized G/L (BV)
PAYDOWNS	2/15/21	2/15/21	21,952.13	14315NAC4	CARMAX AUTO OWNER TRUST	3.05%	3/15/24	21,952.13		0.00
PAYDOWNS	2/15/21	2/15/21	7,088.90	44891KAD7	HART 2018-A A3	2.79%	7/15/22	7,088.90		0.00
PAYDOWNS	2/15/21	2/15/21	12,186.04	02004VAC7	ALLYA 2018-2 A3	2.92%	11/15/22	12,186.04		0.00
PAYDOWNS	2/15/21	2/15/21	18,524.72	44932NAD2	HYUNDAI AUTO RECEIVABLES TRUST	2.66%	6/15/23	18,524.72		0.00
PAYDOWNS	2/15/21	2/15/21	9,418.61	41284WAC4	HDMOT 2019-A A3	2.34%	2/15/24	9,418.61		0.00
PAYDOWNS	2/15/21	2/15/21	24,766.50	14315NAC4	CARMAX AUTO OWNER TRUST	3.05%	3/15/24	24,766.50		0.00
PAYDOWNS	2/15/21	2/15/21	16,427.59	44932NAD2	HYUNDAI AUTO RECEIVABLES TRUST	2.66%	6/15/23	16,427.59		0.00
PAYDOWNS	2/15/21	2/15/21	6,164.26	44891KAD7	HART 2018-A A3	2.79%	7/15/22	6,164.26		0.00
INTEREST	2/16/21	2/16/21	146,185.97	36255JAD6	GMCAR 2018-3 A3	3.02%	5/16/23	367.90		
INTEREST	2/16/21	2/16/21	565,000.00	30231GBB7	EXXON MOBIL CORPORATION	1.90%	8/16/22	5,373.15		
INTEREST	2/16/21	2/16/21	236,063.97	36256XAD4	GMCAR 2019-1 A3	2.97%	11/16/23	584.26		
INTEREST	2/16/21	2/16/21	253,650.31	38013FAD3	GMCAR 2018-4 A3	3.21%	10/16/23	678.51		
PAYDOWNS	2/16/21	2/16/21	9,155.17	38013FAD3	GMCAR 2018-4 A3	3.21%	10/16/23	9,155.17		0.00
PAYDOWNS	2/16/21	2/16/21	7,361.51	36255JAD6	GMCAR 2018-3 A3	3.02%	5/16/23	7,361.51		0.00
PAYDOWNS	2/16/21	2/16/21	8,828.98	36256XAD4	GMCAR 2019-1 A3	2.97%	11/16/23	8,828.98		0.00
PAYDOWNS	2/16/21	2/16/21	6,411.63	36255JAD6	GMCAR 2018-3 A3	3.02%	5/16/23	6,411.63		0.00
PAYDOWNS	2/16/21	2/16/21	10,127.35	36256XAD4	GMCAR 2019-1 A3	2.97%	11/16/23	10,127.35		0.00
PAYDOWNS	2/16/21	2/16/21	10,600.72	38013FAD3	GMCAR 2018-4 A3	3.21%	10/16/23	10,600.72		0.00
BUY	2/17/21	2/26/21	200,000.00	3137F9ZD6	FHMS KJ33 A1	0.44%	12/1/25	(200,054.71)	0.44%	
INTEREST	2/18/21	2/18/21	500,000.00	43813KAC6	HAROT 2020-3 A3	0.37%	10/18/24	154.17		
INTEREST	2/20/21	2/20/21	220,000.00	362569AC9	GMALT 2020-3 A3	0.45%	8/21/23	82.50		
INTEREST	2/20/21	2/20/21	310,000.00	92290BAA9	VZOT 2020-B A	0.47%	2/20/25	121.42		

BROWARD SD LONG TERM OPER PORT 1-3 YR

Portfolio Activity

Tran. Type	Trade Date	Settle Date	Par (\$)	CUSIP	Security Description	Coupon	Maturity Date	Transact Amt (\$)	Yield	Realized G/L (BV)
INTEREST	2/20/21	2/20/21	330,000.00	38013TAD3	GMALT 2019-3 A3	2.03%	6/20/22	558.25		
PAYDOWNS	2/20/21	2/20/21	14,305.91	38013TAD3	GMALT 2019-3 A3	2.03%	6/20/22	14,305.91		0.00
PAYDOWNS	2/20/21	2/20/21	17,167.09	38013TAD3	GMALT 2019-3 A3	2.03%	6/20/22	17,167.09		0.00
INTEREST	2/24/21	2/24/21	4,380,000.00	3137EAEV7	FREDDIE MAC NOTES	0.25%	8/24/23	5,566.25		
INTEREST	2/25/21	2/25/21	245,000.00	09661RAD3	BMWOT 2020-A A3	0.48%	10/25/24	98.00		
SELL	2/26/21	2/26/21	200,000.00	912828V72	US TREASURY NOTES	1.87%	1/31/22	203,597.47		4,533.94
INTEREST	2/28/21	2/28/21	135,000.00	912828W55	US TREASURY NOTES	1.87%	2/28/22	1,265.63		
INTEREST	2/28/21	2/28/21	2,055,000.00	9128282S8	US TREASURY NOTES	1.62%	8/31/22	16,696.88		
INTEREST	3/1/21	3/1/21	830,000.00	4423315R1	HOUSTON, TX TXBL GO BONDS	1.78%	3/1/22	7,407.75		
INTEREST	3/1/21	3/1/21	1,215,000.00	64966QJC5	NYC, NY TXBL GO BONDS	1.10%	3/1/22	6,682.50		
BUY	3/1/21	3/3/21	3,075,000.00	91282CBM2	US TREASURY NOTES	0.12%	2/15/24	(3,061,836.88)	0.27%	
BUY	3/1/21	3/3/21	2,500,000.00	912828P38	US TREASURY NOTES	1.75%	1/31/23	(2,580,797.33)	0.14%	
SELL	3/1/21	3/3/21	745,000.00	912828V72	US TREASURY NOTES	1.87%	1/31/22	758,360.68		16,589.86
SELL	3/1/21	3/3/21	1,010,000.00	3135G0V59	FANNIE MAE NOTES	2.25%	4/12/22	1,043,453.73		25,777.26
SELL	3/1/21	3/3/21	50,000.00	912828J76	US TREASURY NOTES	1.75%	3/31/22	51,260.82		1,295.63
SELL	3/1/21	3/3/21	375,000.00	912828X47	US TREASURY NOTES	1.87%	4/30/22	385,123.45		9,505.53
SELL	3/1/21	3/3/21	680,000.00	478160CD4	JOHNSON & JOHNSON CORP NOTES	2.25%	3/3/22	692,709.20		15,648.05
SELL	3/1/21	3/3/21	205,000.00	912828X47	US TREASURY NOTES	1.87%	4/30/22	210,534.15		5,207.78
SELL	3/1/21	3/3/21	870,000.00	3135G0V59	FANNIE MAE NOTES	2.25%	4/12/22	898,816.58		22,216.67
SELL	3/1/21	3/3/21	40,000.00	912828J76	US TREASURY NOTES	1.75%	3/31/22	41,008.66		1,041.07
SELL	3/1/21	3/3/21	580,000.00	478160CD4	JOHNSON & JOHNSON CORP NOTES	2.25%	3/3/22	590,840.20		13,385.64
SELL	3/1/21	3/3/21	135,000.00	912828W55	US TREASURY NOTES	1.87%	2/28/22	137,420.05		3,234.17

BROWARD SD LONG TERM OPER PORT 1-3 YR

Portfolio Activity

Tran. Type	Trade Date	Settle Date	Par (\$)	CUSIP	Security Description	Coupon	Maturity Date	Transact Amt (\$)	Yield	Realized G/L (BV)
SELL	3/1/21	3/3/21	815,000.00	912828V72	US TREASURY NOTES	1.87%	1/31/22	829,616.03		18,218.05
INTEREST	3/1/21	3/15/21	162,133.29	3128PYYP3	FG J18818	2.50%	4/1/27	337.78		
INTEREST	3/1/21	3/15/21	201,304.00	3137ATCD2	FHR 4096 PA	1.37%	8/1/27	230.66		
PAYDOWNS	3/1/21	3/15/21	6,752.30	3137ATCD2	FHR 4096 PA	1.37%	8/1/27	6,752.30		0.00
PAYDOWNS	3/1/21	3/15/21	6,321.99	3128PYYP3	FG J18818	2.50%	4/1/27	6,321.99		0.00
INTEREST	3/1/21	3/25/21	188,896.88	3137B4GX8	FHLMC SERIES K032 A1	3.01%	2/1/23	474.76		
INTEREST	3/1/21	3/25/21	598,511.83	3137ASNJ9	FHMS K019 A2	2.27%	3/1/22	1,133.18		
INTEREST	3/1/21	3/25/21	312,879.59	3138EJR42	FNMA POOL #AL2306	3.50%	6/1/27	912.57		
INTEREST	3/1/21	3/25/21	1,240,000.00	3137AWQH1	FHLMC MULTIFAMILY STRUCTURED P	2.30%	8/1/22	2,383.90		
INTEREST	3/1/21	3/25/21	630,000.00	3137BLUR7	FHLMC MULTIFAMILY STRUCTURED P	2.71%	6/1/22	1,425.90		
INTEREST	3/1/21	3/25/21	413,142.68	3140J94Y4	FANNIE MAE POOL	2.50%	3/1/29	860.71		
INTEREST	3/1/21	3/25/21	976,116.47	3137BLMY1	FHLMC SERIES K049 A1	2.47%	3/1/25	2,013.24		
INTEREST	3/1/21	3/25/21	477,942.73	3137BKRH5	FHMS K047 A1	2.82%	12/1/24	1,125.95		
INTEREST	3/1/21	3/25/21	142,772.94	3137FQ3V3	FHMS KJ27 A1	2.09%	7/1/24	248.90		
INTEREST	3/1/21	3/25/21	192,252.32	3137B5JL8	FHLMC MULTIFAMILY STRUCTURED P	2.66%	2/1/23	427.60		
INTEREST	3/1/21	3/25/21	200,000.00	3137F9ZD6	FHMS KJ33 A1	0.44%	12/1/25	73.33		
INTEREST	3/1/21	3/25/21	298,370.35	3140Q9EN9	FN CA1940	4.00%	6/1/28	994.57		
INTEREST	3/1/21	3/25/21	842,772.23	3137BHXY8	FHLMC MULTIFAMILY STRUCTURED P	2.79%	1/1/22	1,960.15		
INTEREST	3/1/21	3/25/21	78,688.75	3137FREB3	FHMS KJ28 A1	1.76%	2/1/25	271.77		
INTEREST	3/1/21	3/25/21	377,548.64	31417FXR4	FANNIE MAE POOL	2.00%	3/1/28	629.25		
INTEREST	3/1/21	3/25/21	1,240,000.00	3137AVXN2	FHLMC MULTIFAMILY STRUCTURED P	2.35%	7/1/22	2,433.50		
INTEREST	3/1/21	3/25/21	431,312.31	3137F72U8	FHMS KJ32 A1	0.51%	6/1/25	185.46		

BROWARD SD LONG TERM OPER PORT 1-3 YR

Portfolio Activity

Tran. Type	Trade Date	Settle Date	Par (\$)	CUSIP	Security Description	Coupon	Maturity Date	Transact Amt (\$)	Yield	Realized G/L (BV)
INTEREST	3/1/21	3/25/21	1,250,000.00	3137B1BS0	FHLMC MULTIFAMILY STRUCTURED P	2.51%	11/1/22	2,614.58		
INTEREST	3/1/21	3/25/21	1,095,000.00	3137BQBZ9	FHMS K722 A2	2.40%	3/1/23	2,195.48		
INTEREST	3/1/21	3/25/21	368,347.08	31418CJK1	FN MA2965	2.50%	4/1/27	767.39		
INTEREST	3/1/21	3/25/21	249,993.89	3138EJJA7	FANNIE MAE POOL	3.50%	8/1/26	729.15		
INTEREST	3/1/21	3/25/21	139,340.10	3137AUPD5	FHLMC MULTIFAMILY STRUCTURED	1.60%	1/1/22	186.14		
INTEREST	3/1/21	3/25/21	570,000.00	3137ATRW4	FHLMC MULTIFAMILY STRUCTURED P	2.37%	5/1/22	1,127.18		
INTEREST	3/1/21	3/25/21	114,734.54	3136B1XP4	FNA 2018-M5 A2	3.56%	9/1/21	340.38		
INTEREST	3/1/21	3/25/21	81,972.85	3137FKK39	FHMS KP05 A	3.20%	7/1/23	218.80		
INTEREST	3/1/21	3/25/21	266,772.10	3138EJH50	FNMA POOL #AL2051	3.50%	6/1/26	778.09		
INTEREST	3/1/21	3/25/21	374,165.16	3136ABPW7	FNA 2013-M1 A2	2.36%	8/1/22	737.11		
INTEREST	3/1/21	3/25/21	163,390.39	31418ARF7	FANNIE MAE POOL	2.00%	3/1/23	272.32		
INTEREST	3/1/21	3/25/21	304,654.98	3137FUZN7	FHMS KJ30 A1	0.52%	1/1/25	133.54		
PAYDOWNS	3/1/21	3/25/21	1,859.54	3136B1XP4	FNA 2018-M5 A2	3.56%	9/1/21	1,859.54		0.00
PAYDOWNS	3/1/21	3/25/21	67.92	3137FKK39	FHMS KP05 A	3.20%	7/1/23	67.92		0.00
PAYDOWNS	3/1/21	3/25/21	901.52	3137BHXY8	FHLMC MULTIFAMILY STRUCTURED P	2.79%	1/1/22	901.52		0.00
PAYDOWNS	3/1/21	3/25/21	5,717.61	31417FXR4	FANNIE MAE POOL	2.00%	3/1/28	5,717.61		0.00
PAYDOWNS	3/1/21	3/25/21	850.13	3137ASNJ9	FHMS K019 A2	2.27%	3/1/22	850.13		0.00
PAYDOWNS	3/1/21	3/25/21	2,970.93	3140Q9EN9	FN CA1940	4.00%	6/1/28	2,970.93		0.00
PAYDOWNS	3/1/21	3/25/21	4,580.13	3138EJJA7	FANNIE MAE POOL	3.50%	8/1/26	4,580.13		0.00
PAYDOWNS	3/1/21	3/25/21	9,171.08	3137BLMY1	FHLMC SERIES K049 A1	2.47%	3/1/25	9,171.08		0.00
PAYDOWNS	3/1/21	3/25/21	4,213.37	3137B5JL8	FHLMC MULTIFAMILY STRUCTURED P	2.66%	2/1/23	4,213.37		0.00
PAYDOWNS	3/1/21	3/25/21	2,173.48	3136B1XP4	FNA 2018-M5 A2	3.56%	9/1/21	2,173.48		0.00

BROWARD SD LONG TERM OPER PORT 1-3 YR

Portfolio Activity

Tran. Type	Trade Date	Settle Date	Par (\$)	CUSIP	Security Description	Coupon	Maturity Date	Transact Amt (\$)	Yield	Realized G/L (BV)
PAYDOWNS	3/1/21	3/25/21	5,510.08	3138EJR42	FNMA POOL #AL2306	3.50%	6/1/27	5,510.08		0.00
PAYDOWNS	3/1/21	3/25/21	3,841.83	3137B4GX8	FHLMC SERIES K032 A1	3.01%	2/1/23	3,841.83		0.00
PAYDOWNS	3/1/21	3/25/21	5,278.86	3137BKRH5	FHMS K047 A1	2.82%	12/1/24	5,278.86		0.00
PAYDOWNS	3/1/21	3/25/21	7,329.42	31418CJK1	FN MA2965	2.50%	4/1/27	7,329.42		0.00
PAYDOWNS	3/1/21	3/25/21	1,026.80	3137FUZN7	FHMS KJ30 A1	0.52%	1/1/25	1,026.80		0.00
PAYDOWNS	3/1/21	3/25/21	5,585.53	3137FREB3	FHMS KJ28 A1	1.76%	2/1/25	5,585.53		0.00
PAYDOWNS	3/1/21	3/25/21	361.91	3137FQ3V3	FHMS KJ27 A1	2.09%	7/1/24	361.91		0.00
PAYDOWNS	3/1/21	3/25/21	6,905.11	3137AUPD5	FHLMC MULTIFAMILY STRUCTURED	1.60%	1/1/22	6,905.11		0.00
PAYDOWNS	3/1/21	3/25/21	5,647.94	31418ARF7	FANNIE MAE POOL	2.00%	3/1/23	5,647.94		0.00
PAYDOWNS	3/1/21	3/25/21	996.71	3137ASNJ9	FHMS K019 A2	2.27%	3/1/22	996.71		0.00
PAYDOWNS	3/1/21	3/25/21	4,714.04	3138EJR42	FNMA POOL #AL2306	3.50%	6/1/27	4,714.04		0.00
PAYDOWNS	3/1/21	3/25/21	494.96	3136ABPW7	FNA 2013-M1 A2	2.36%	8/1/22	494.96		0.00
PAYDOWNS	3/1/21	3/25/21	5,810.15	3140J94Y4	FANNIE MAE POOL	2.50%	3/1/29	5,810.15		0.00
PAYDOWNS	3/1/21	3/25/21	4,828.08	31418ARF7	FANNIE MAE POOL	2.00%	3/1/23	4,828.08		0.00
PAYDOWNS	3/1/21	3/25/21	4,873.94	3138EJH50	FNMA POOL #AL2051	3.50%	6/1/26	4,873.94		0.00
PAYDOWNS	3/1/21	3/25/21	8,607.81	31418CJK1	FN MA2965	2.50%	4/1/27	8,607.81		0.00
PAYDOWNS	3/1/21	3/25/21	4,904.09	3137B5JL8	FHLMC MULTIFAMILY STRUCTURED P	2.66%	2/1/23	4,904.09		0.00
PAYDOWNS	3/1/21	3/25/21	1,942.50	3137F72U8	FHMS KJ32 A1	0.51%	6/1/25	1,942.50		0.00
PAYDOWNS	3/1/21	3/25/21	5,363.26	3138EJJA7	FANNIE MAE POOL	3.50%	8/1/26	5,363.26		0.00
PAYDOWNS	3/1/21	3/25/21	782.64	3137BHXY8	FHLMC MULTIFAMILY STRUCTURED P	2.79%	1/1/22	782.64		0.00
PAYDOWNS	3/1/21	3/25/21	3,495.21	3140Q9EN9	FN CA1940	4.00%	6/1/28	3,495.21		0.00
PAYDOWNS	3/1/21	3/25/21	10,721.13	3137BLMY1	FHLMC SERIES K049 A1	2.47%	3/1/25	10,721.13		0.00

BROWARD SD LONG TERM OPER PORT 1-3 YR

Portfolio Activity

Tran. Type	Trade Date	Settle Date	Par (\$)	CUSIP	Security Description	Coupon	Maturity Date	Transact Amt (\$)	Yield	Realized G/L (BV)
PAYDOWNS	3/1/21	3/25/21	4,890.53	31417FXR4	FANNIE MAE POOL	2.00%	3/1/28	4,890.53		0.00
PAYDOWNS	3/1/21	3/25/21	4,155.90	3138EJH50	FNMA POOL #AL2051	3.50%	6/1/26	4,155.90		0.00
PAYDOWNS	3/1/21	3/25/21	4,969.20	3140J94Y4	FANNIE MAE POOL	2.50%	3/1/29	4,969.20		0.00
PAYDOWNS	3/1/21	3/25/21	4,502.14	3137B4GX8	FHLMC SERIES K032 A1	3.01%	2/1/23	4,502.14		0.00
PAYDOWNS	3/1/21	3/25/21	500.46	3137F9ZD6	FHMS KJ33 A1	0.44%	12/1/25	500.46		0.00
PAYDOWNS	3/1/21	3/25/21	8,078.98	3137AUPD5	FHLMC MULTIFAMILY STRUCTURED	1.60%	1/1/22	8,078.98		0.00
PAYDOWNS	3/1/21	3/25/21	425.09	3136ABPW7	FNA 2013-M1 A2	2.36%	8/1/22	425.09		0.00
PAYDOWNS	3/1/21	3/25/21	57.47	3137FKK39	FHMS KP05 A	3.20%	7/1/23	57.47		0.00
PAYDOWNS	3/1/21	3/25/21	6,158.68	3137BKRH5	FHMS K047 A1	2.82%	12/1/24	6,158.68		0.00
BUY	3/2/21	3/10/21	210,000.00	05591RAC8	BMWLT 2021-1 A3	0.29%	1/25/24	(209,993.34)	0.29%	
BUY	3/2/21	3/10/21	210,000.00	47788UAC6	JDOT 2021-A A3	0.36%	9/15/25	(209,959.64)	0.36%	
INTEREST	3/3/21	3/3/21	1,260,000.00	478160CD4	JOHNSON & JOHNSON CORP NOTES	2.25%	3/3/22	14,175.00		
BUY	3/4/21	3/8/21	540,000.00	478160CJ1	JOHNSON & JOHNSON CORP NOTES	2.62%	1/15/25	(580,194.68)	0.76%	
INTEREST	3/8/21	3/8/21	4,290,000.00	3137EAEW5	FREDDIE MAC NOTES	0.25%	9/8/23	5,481.67		
SELL	3/8/21	3/8/21	570,000.00	912828XR6	US TREASURY NOTES	1.75%	5/31/22	584,174.64		14,741.75
BUY	3/9/21	3/15/21	315,000.00	12598AAC4	CNH 2021-A A3	0.40%	12/15/25	(314,926.35)	0.40%	
SELL	3/10/21	3/10/21	80,000.00	912828XR6	US TREASURY NOTES	1.75%	5/31/22	81,987.74		2,057.61
SELL	3/10/21	3/10/21	330,000.00	912828XR6	US TREASURY NOTES	1.75%	5/31/22	338,199.43		6,181.84
BUY	3/10/21	3/12/21	270,000.00	594918BB9	MICROSOFT CORP (CALLABLE) NOTES	2.70%	2/12/25	(289,180.80)	0.91%	
SELL	3/10/21	3/12/21	280,000.00	912828XR6	US TREASURY NOTES	1.75%	5/31/22	286,973.08		5,235.90
INTEREST	3/11/21	3/11/21	305,000.00	037833DL1	APPLE INC	1.70%	9/11/22	2,592.50		
INTEREST	3/15/21	3/15/21	275,000.00	477870AC3	JDOT 2019-B A3	2.21%	12/15/23	506.46		

BROWARD SD LONG TERM OPER PORT 1-3 YR

Portfolio Activity

Tran. Type	Trade Date	Settle Date	Par (\$)	CUSIP	Security Description	Coupon	Maturity Date	Transact Amt (\$)	Yield	Realized G/L (BV)
INTEREST	3/15/21	3/15/21	266,287.12	41284WAC4	HDMOT 2019-A A3	2.34%	2/15/24	519.26		
INTEREST	3/15/21	3/15/21	230,000.00	58769VAC4	MBART 2020-1 A3	0.55%	2/18/25	105.42		
INTEREST	3/15/21	3/15/21	1,215,000.00	14041NFU0	COMET 2019-A2 A2	1.72%	8/15/24	1,741.50		
INTEREST	3/15/21	3/15/21	49,713.73	44891KAD7	HART 2018-A A3	2.79%	7/15/22	115.58		
INTEREST	3/15/21	3/15/21	112,613.61	02004VAC7	ALLYA 2018-2 A3	2.92%	11/15/22	274.03		
INTEREST	3/15/21	3/15/21	285,000.00	14315FAD9	CARMX 2020-3 A3	0.62%	3/17/25	147.25		
INTEREST	3/15/21	3/15/21	185,000.00	47787NAC3	JDOT 2020-B A3	0.51%	11/15/24	78.63		
INTEREST	3/15/21	3/15/21	408,287.60	44932NAD2	HYUNDAI AUTO RECEIVABLES TRUST	2.66%	6/15/23	905.04		
INTEREST	3/15/21	3/15/21	540,000.00	89238UAD2	TAOT 2019-C A3	1.91%	9/15/23	859.50		
INTEREST	3/15/21	3/15/21	250,000.00	65480EAD3	NALT 2020-B A3	0.43%	10/16/23	89.58		
INTEREST	3/15/21	3/15/21	625,000.00	254683CM5	DCENT 2019-A3 A	1.89%	10/15/24	984.38		
INTEREST	3/15/21	3/15/21	645,000.00	02587AAN4	AMXCA 2019-2 A	2.67%	11/15/24	1,435.13		
INTEREST	3/15/21	3/15/21	180,000.00	98163WAC0	WOART 2020-B A3	0.63%	5/15/25	94.50		
INTEREST	3/15/21	3/15/21	110,000.00	44891TAC0	HALST 2021-A A3	0.33%	1/16/24	30.25		
INTEREST	3/15/21	3/15/21	595,000.00	43815NAC8	HAROT 2019-3 A3	1.78%	8/15/23	882.58		
INTEREST	3/15/21	3/15/21	690,211.17	14315NAC4	CARMAX AUTO OWNER TRUST	3.05%	3/15/24	1,754.29		
INTEREST	3/15/21	3/15/21	395,000.00	44933FAC0	HART 2020-B A3	0.48%	12/16/24	158.00		
INTEREST	3/15/21	3/15/21	110,000.00	58769EAC2	MBALT 2020-B A3	0.40%	11/15/23	36.67		
PAYDOWNS	3/15/21	3/15/21	16,442.27	44932NAD2	HYUNDAI AUTO RECEIVABLES TRUST	2.66%	6/15/23	16,442.27		0.00
PAYDOWNS	3/15/21	3/15/21	19,918.58	14315NAC4	CARMAX AUTO OWNER TRUST	3.05%	3/15/24	19,918.58		0.00
PAYDOWNS	3/15/21	3/15/21	14,580.88	44932NAD2	HYUNDAI AUTO RECEIVABLES TRUST	2.66%	6/15/23	14,580.88		0.00
PAYDOWNS	3/15/21	3/15/21	8,874.42	41284WAC4	HDMOT 2019-A A3	2.34%	2/15/24	8,874.42		0.00

BROWARD SD LONG TERM OPER PORT 1-3 YR

Portfolio Activity

Tran. Type	Trade Date	Settle Date	Par (\$)	CUSIP	Security Description	Coupon	Maturity Date	Transact Amt (\$)	Yield	Realized G/L (BV)
PAYDOWNS	3/15/21	3/15/21	8,776.82	02004VAC7	ALLYA 2018-2 A3	2.92%	11/15/22	8,776.82		0.00
PAYDOWNS	3/15/21	3/15/21	10,866.54	02004VAC7	ALLYA 2018-2 A3	2.92%	11/15/22	10,866.54		0.00
PAYDOWNS	3/15/21	3/15/21	10,459.13	41284WAC4	HDMOT 2019-A A3	2.34%	2/15/24	10,459.13		0.00
PAYDOWNS	3/15/21	3/15/21	5,485.50	44891KAD7	HART 2018-A A3	2.79%	7/15/22	5,485.50		0.00
PAYDOWNS	3/15/21	3/15/21	8,472.04	477870AC3	JDOT 2019-B A3	2.21%	12/15/23	8,472.04		0.00
PAYDOWNS	3/15/21	3/15/21	9,449.59	477870AC3	JDOT 2019-B A3	2.21%	12/15/23	9,449.59		0.00
PAYDOWNS	3/15/21	3/15/21	22,472.24	14315NAC4	CARMAX AUTO OWNER TRUST	3.05%	3/15/24	22,472.24		0.00
PAYDOWNS	3/15/21	3/15/21	6,308.32	44891KAD7	HART 2018-A A3	2.79%	7/15/22	6,308.32		0.00
SELL	3/15/21	3/15/21	290,000.00	912828XR6	US TREASURY NOTES	1.75%	5/31/22	297,252.61		5,414.11
INTEREST	3/16/21	3/16/21	233,894.42	38013FAD3	GMCAR 2018-4 A3	3.21%	10/16/23	625.67		
INTEREST	3/16/21	3/16/21	217,107.64	36256XAD4	GMCAR 2019-1 A3	2.97%	11/16/23	537.34		
INTEREST	3/16/21	3/16/21	132,412.83	36255JAD6	GMCAR 2018-3 A3	3.02%	5/16/23	333.24		
PAYDOWNS	3/16/21	3/16/21	6,493.01	36255JAD6	GMCAR 2018-3 A3	3.02%	5/16/23	6,493.01		0.00
PAYDOWNS	3/16/21	3/16/21	7,477.40	36256XAD4	GMCAR 2019-1 A3	2.97%	11/16/23	7,477.40		0.00
PAYDOWNS	3/16/21	3/16/21	8,327.40	38013FAD3	GMCAR 2018-4 A3	3.21%	10/16/23	8,327.40		0.00
PAYDOWNS	3/16/21	3/16/21	8,577.02	36256XAD4	GMCAR 2019-1 A3	2.97%	11/16/23	8,577.02		0.00
PAYDOWNS	3/16/21	3/16/21	9,642.26	38013FAD3	GMCAR 2018-4 A3	3.21%	10/16/23	9,642.26		0.00
PAYDOWNS	3/16/21	3/16/21	5,655.21	36255JAD6	GMCAR 2018-3 A3	3.02%	5/16/23	5,655.21		0.00
INTEREST	3/18/21	3/18/21	500,000.00	43813KAC6	HAROT 2020-3 A3	0.37%	10/18/24	154.17		
INTEREST	3/20/21	3/20/21	298,527.00	38013TAD3	GMALT 2019-3 A3	2.03%	6/20/22	505.01		
INTEREST	3/20/21	3/20/21	220,000.00	362569AC9	GMALT 2020-3 A3	0.45%	8/21/23	82.50		
INTEREST	3/20/21	3/20/21	310,000.00	92290BAA9	VZOT 2020-B A	0.47%	2/20/25	121.42		

BROWARD SD LONG TERM OPER PORT 1-3 YR

Portfolio Activity

Tran. Type	Trade Date	Settle Date	Par (\$)	CUSIP	Security Description	Coupon	Maturity Date	Transact Amt (\$)	Yield	Realized G/L (BV)
PAYDOWNS	3/20/21	3/20/21	11,812.67	38013TAD3	GMALT 2019-3 A3	2.03%	6/20/22	11,812.67		0.00
PAYDOWNS	3/20/21	3/20/21	14,175.20	38013TAD3	GMALT 2019-3 A3	2.03%	6/20/22	14,175.20		0.00
INTEREST	3/25/21	3/25/21	245,000.00	09661RAD3	BMWOT 2020-A A3	0.48%	10/25/24	98.00		
INTEREST	3/31/21	3/31/21	4,180,000.00	912828Q29	US TREASURY NOTES	1.50%	3/31/23	31,350.00		
INTEREST	3/31/21	3/31/21	2,975,000.00	912828L57	US TREASURY NOTES	1.75%	9/30/22	26,031.25		
TOTALS								2,842,641.08		354,310.00

Managed Account Detail of Securities Held

Security Type/Description Dated Date/Coupon/Maturity	CUSIP	Par	S&P Rating	Moody's Rating	Trade Date	Settle Date	Original Cost	YTM at Cost	Accrued Interest	Amortized Cost	Market Value
U.S. Treasury Bond / Note											
US TREASURY NOTES DTD 05/31/2017 1.750% 05/31/2022	912828XR6	3,100,000.00	AA+	Aaa	12/2/2019	12/4/2019	3,108,234.38	1.64	18,182.69	3,103,849.96	3,159,093.75
US TREASURY NOTES DTD 05/31/2017 1.750% 05/31/2022	912828XR6	3,030,000.00	AA+	Aaa	3/4/2020	3/4/2020	3,038,048.44	0.75	17,772.12	3,033,775.85	3,087,759.38
US TREASURY NOTES DTD 07/31/2017 1.875% 07/31/2022	9128282P4	630,000.00	AA+	Aaa	7/1/2019	7/3/2019	632,583.98	1.74	1,957.88	631,117.27	644,765.63
US TREASURY NOTES DTD 07/31/2017 1.875% 07/31/2022	9128282P4	330,000.00	AA+	Aaa	3/4/2020	3/4/2020	331,353.52	0.73	1,025.55	330,590.64	337,734.37
US TREASURY NOTES DTD 08/31/2017 1.625% 08/31/2022	9128282S8	945,000.00	AA+	Aaa	3/4/2020	3/4/2020	940,717.97	0.74	1,335.32	943,017.64	964,933.64
US TREASURY NOTES DTD 08/31/2017 1.625% 08/31/2022	9128282S8	1,110,000.00	AA+	Aaa	8/1/2019	8/5/2019	1,104,970.31	1.78	1,568.48	1,107,682.40	1,133,414.12
US TREASURY NOTES DTD 09/30/2015 1.750% 09/30/2022	912828L57	1,225,000.00	AA+	Aaa	3/4/2020	3/4/2020	1,239,451.17	0.73	58.57	1,232,086.50	1,254,668.03
US TREASURY NOTES DTD 09/30/2015 1.750% 09/30/2022	912828L57	1,750,000.00	AA+	Aaa	9/3/2019	9/5/2019	1,770,644.53	1.36	83.68	1,760,073.65	1,792,382.90
US TREASURY NOTES DTD 11/02/2015 1.875% 10/31/2022	912828M49	1,050,000.00	AA+	Aaa	3/4/2020	3/4/2020	1,061,238.28	0.74	8,266.58	1,055,966.05	1,078,710.99
US TREASURY NOTES DTD 11/02/2015 1.875% 10/31/2022	912828M49	725,000.00	AA+	Aaa	10/1/2019	10/3/2019	733,212.89	1.50	5,707.87	729,223.35	744,824.25
US TREASURY NOTES DTD 11/02/2015 1.875% 10/31/2022	912828M49	1,385,000.00	AA+	Aaa	10/31/2019	11/4/2019	1,399,823.83	1.51	10,904.01	1,392,846.31	1,422,871.16
US TREASURY NOTES DTD 11/02/2015 1.875% 10/31/2022	912828M49	620,000.00	AA+	Aaa	3/4/2020	3/4/2020	627,023.44	0.74	4,881.22	623,626.52	636,953.16
US TREASURY NOTES DTD 12/31/2020 0.125% 12/31/2022	91282CBD2	1,350,000.00	AA+	Aaa	2/1/2021	2/3/2021	1,350,421.88	0.11	424.20	1,350,387.33	1,349,367.12
US TREASURY NOTES DTD 12/31/2020 0.125% 12/31/2022	91282CBD2	2,420,000.00	AA+	Aaa	1/6/2021	1/8/2021	2,419,054.69	0.14	760.43	2,419,163.36	2,418,865.50
US TREASURY NOTES DTD 02/01/2016 1.750% 01/31/2023	912828P38	1,510,000.00	AA+	Aaa	3/4/2020	3/4/2020	1,528,285.16	0.73	4,379.83	1,521,243.70	1,553,884.37

Managed Account Detail of Securities Held

Security Type/Description Dated Date/Coupon/Maturity	CUSIP	Par	S&P Rating	Moody's Rating	Trade Date	Settle Date	Original Cost	YTM at Cost	Accrued Interest	Amortized Cost	Market Value
U.S. Treasury Bond / Note											
US TREASURY NOTES DTD 02/01/2016 1.750% 01/31/2023	912828P38	2,500,000.00	AA+	Aaa	3/1/2021	3/3/2021	2,577,050.78	0.14	7,251.38	2,573,854.11	2,572,656.25
US TREASURY NOTES DTD 02/01/2016 1.750% 01/31/2023	912828P38	575,000.00	AA+	Aaa	2/3/2020	2/5/2020	581,962.89	1.34	1,667.82	579,276.02	591,710.94
US TREASURY NOTES DTD 03/31/2016 1.500% 03/31/2023	912828Q29	1,130,000.00	AA+	Aaa	3/2/2020	3/4/2020	1,153,924.22	0.80	46.31	1,145,544.35	1,160,015.63
US TREASURY NOTES DTD 03/31/2016 1.500% 03/31/2023	912828Q29	3,050,000.00	AA+	Aaa	3/4/2020	3/4/2020	3,114,574.22	0.73	125.00	3,091,955.98	3,131,015.62
US TREASURY NOTES DTD 11/15/2020 0.250% 11/15/2023	91282CAW1	1,400,000.00	AA+	Aaa	12/1/2020	12/3/2020	1,401,367.19	0.22	1,324.59	1,401,216.13	1,399,125.00
US TREASURY NOTES DTD 01/15/2021 0.125% 01/15/2024	91282CBE0	4,500,000.00	AA+	Aaa	2/1/2021	2/3/2021	4,494,023.44	0.17	1,180.94	4,494,340.04	4,476,797.10
US TREASURY NOTES DTD 02/15/2021 0.125% 02/15/2024	91282CBM2	3,075,000.00	AA+	Aaa	3/1/2021	3/3/2021	3,061,666.99	0.27	477.81	3,062,025.34	3,058,183.44
Security Type Sub-Total		37,410,000.00					37,669,634.20	0.72	89,382.28	37,582,862.50	37,969,732.35
Municipal Bond / Note											
CA ST TXBL GO BONDS DTD 04/25/2018 2.800% 04/01/2021	13063DGA0	690,000.00	AA-	Aa2	3/4/2020	3/4/2020	690,027.60	0.97	9,660.00	690,000.00	690,000.00
CA ST TXBL GO BONDS DTD 04/25/2018 2.800% 04/01/2021	13063DGA0	805,000.00	AA-	Aa2	4/18/2018	4/25/2018	805,032.20	2.80	11,270.00	805,000.00	805,000.00
HOUSTON, TX TXBL GO BONDS DTD 09/10/2019 1.785% 03/01/2022	4423315R1	385,000.00	AA	Aa3	3/4/2020	3/4/2020	385,000.00	0.92	572.69	385,000.00	389,308.15
HOUSTON, TX TXBL GO BONDS DTD 09/10/2019 1.785% 03/01/2022	4423315R1	445,000.00	AA	Aa3	8/23/2019	9/10/2019	445,000.00	1.79	661.94	445,000.00	449,979.55
NYC, NY TXBL GO BONDS DTD 03/24/2020 1.100% 03/01/2022	64966QJC5	655,000.00	AA	Aa2	3/4/2020	3/24/2020	655,000.00	1.10	600.42	655,000.00	658,523.90
NYC, NY TXBL GO BONDS DTD 03/24/2020 1.100% 03/01/2022	64966QJC5	560,000.00	AA	Aa2	3/26/2020	3/26/2020	560,000.00	1.05	513.33	560,000.00	563,012.80

Managed Account Detail of Securities Held

Security Type/Description Dated Date/Coupon/Maturity	CUSIP	Par	S&P Rating	Moody's Rating	Trade Date	Settle Date	Original Cost	YTM at Cost	Accrued Interest	Amortized Cost	Market Value
Municipal Bond / Note											
TAMPA WTR & WSTWTR SYS, FL TXBL REV BNDS DTD 07/28/2020 0.424% 10/01/2022	875291AS5	250,000.00	AAA	Aaa	7/17/2020	7/28/2020	250,000.00	0.42	530.00	250,000.00	250,672.50
MN ST TXBL GO BONDS DTD 08/25/2020 0.400% 08/01/2023	60412AVS9	725,000.00	AAA	Aa1	8/12/2020	8/25/2020	725,565.50	0.37	483.33	725,449.87	727,755.00
Security Type Sub-Total		4,515,000.00					4,515,625.30	1.27	24,291.71	4,515,449.87	4,534,251.90
Federal Agency Mortgage-Backed Security											
FANNIE MAE POOL DTD 02/01/2013 2.000% 03/01/2023	31418ARF7	82,440.79	AA+	Aaa	4/4/2018	4/9/2018	81,445.72	2.26	137.40	82,051.56	84,518.60
FANNIE MAE POOL DTD 02/01/2013 2.000% 03/01/2023	31418ARF7	70,473.58	AA+	Aaa	3/4/2020	3/4/2020	69,622.94	1.33	117.46	70,078.57	72,249.77
FNMA POOL #AL2051 DTD 06/01/2012 3.500% 06/01/2026	3138EJH50	118,623.54	AA+	Aaa	3/4/2020	3/4/2020	120,773.59	2.58	345.99	120,078.24	126,737.84
FNMA POOL #AL2051 DTD 06/01/2012 3.500% 06/01/2026	3138EJH50	139,118.72	AA+	Aaa	4/13/2018	4/17/2018	141,640.25	3.25	405.76	140,722.40	148,634.96
FANNIE MAE POOL DTD 06/01/2012 3.500% 08/01/2026	3138EJJA7	129,478.31	AA+	Aaa	4/13/2018	4/17/2018	131,825.11	3.25	377.65	130,988.07	138,280.94
FANNIE MAE POOL DTD 06/01/2012 3.500% 08/01/2026	3138EJJA7	110,572.19	AA+	Aaa	3/4/2020	3/4/2020	112,576.31	2.60	322.50	111,944.04	118,089.47
FN MA2965 DTD 03/01/2017 2.500% 04/01/2027	31418CJK1	162,070.84	AA+	Aaa	3/4/2020	3/4/2020	161,564.35	2.02	337.65	161,652.95	168,588.57
FG J18818 DTD 04/01/2012 2.500% 04/01/2027	3128PYYP3	155,811.30	AA+	Aaa	3/1/2020	3/1/2020	157,326.81	2.01	324.61	157,069.76	162,560.91
FN MA2965 DTD 03/01/2017 2.500% 04/01/2027	31418CJK1	190,339.01	AA+	Aaa	5/21/2019	5/24/2019	189,744.20	2.54	396.54	189,884.77	197,993.55
FNMA POOL #AL2306 DTD 08/01/2012 3.500% 06/01/2027	3138EJR42	139,545.53	AA+	Aaa	3/4/2020	3/4/2020	141,420.67	2.73	407.01	140,908.29	148,817.20
FNMA POOL #AL2306 DTD 08/01/2012 3.500% 06/01/2027	3138EJR42	163,109.94	AA+	Aaa	7/6/2018	7/9/2018	165,301.74	3.33	475.74	164,629.16	173,947.28

Managed Account Detail of Securities Held

Security Type/Description Dated Date/Coupon/Maturity	CUSIP	Par	S&P Rating	Moody's Rating	Trade Date	Settle Date	Original Cost	YTM at Cost	Accrued Interest	Amortized Cost	Market Value
Federal Agency Mortgage-Backed Security											
FANNIE MAE POOL DTD 02/01/2013 2.000% 03/01/2028	31417FXR4	169,165.79	AA+	Aaa	3/4/2020	3/4/2020	165,148.10	1.61	281.94	165,896.34	174,146.17
FANNIE MAE POOL DTD 02/01/2013 2.000% 03/01/2028	31417FXR4	197,774.71	AA+	Aaa	4/3/2019	4/15/2019	193,077.57	2.30	329.63	194,116.07	203,597.37
FN CA1940 DTD 06/01/2018 4.000% 06/01/2028	3140Q9EN9	134,118.15	AA+	Aaa	3/1/2020	3/1/2020	138,099.79	2.79	447.06	137,576.65	144,325.09
FN CA1940 DTD 06/01/2018 4.000% 06/01/2028	3140Q9EN9	157,786.06	AA+	Aaa	7/11/2018	7/12/2018	162,470.34	3.64	525.95	161,181.26	169,794.23
FANNIE MAE POOL DTD 01/01/2019 2.500% 03/01/2029	3140J94Y4	185,486.64	AA+	Aaa	3/4/2020	3/4/2020	188,442.85	2.10	386.43	187,913.40	193,563.52
FANNIE MAE POOL DTD 01/01/2019 2.500% 03/01/2029	3140J94Y4	216,876.69	AA+	Aaa	8/15/2019	8/19/2019	220,333.16	2.31	451.83	219,746.49	226,320.42
Security Type Sub-Total		2,522,791.79					2,540,813.50	2.53	6,071.15	2,536,438.02	2,652,165.89
Federal Agency Collateralized Mortgage Obligation											
FNA 2018-M5 A2 DTD 04/01/2018 3.560% 09/01/2021	3136B1XP4	51,042.02	AA+	Aaa	3/4/2020	3/4/2020	52,057.31	2.88	151.42	51,165.34	51,042.02
FNA 2018-M5 A2 DTD 04/01/2018 3.560% 09/01/2021	3136B1XP4	59,659.50	AA+	Aaa	4/11/2018	4/30/2018	60,846.19	2.93	176.99	59,808.32	59,659.50
FHLMC MULTIFAMILY STRUCTURED DTD 11/01/2012 1.603% 01/01/2022	3137AUPD5	67,049.09	AA+	Aaa	7/12/2018	7/17/2018	65,488.11	2.30	89.57	66,709.48	67,378.06
FHLMC MULTIFAMILY STRUCTURED DTD 11/01/2012 1.603% 01/01/2022	3137AUPD5	57,306.92	AA+	Aaa	3/1/2020	3/1/2020	55,972.74	1.45	76.55	56,760.12	57,588.09
FHLMC MULTIFAMILY STRUCTURED P DTD 05/01/2015 2.791% 01/01/2022	3137BHXY8	390,858.57	AA+	Aaa	3/9/2020	3/9/2020	393,301.44	1.44	909.07	391,521.61	396,012.17
FHLMC MULTIFAMILY STRUCTURED P DTD 05/01/2015 2.791% 01/01/2022	3137BHXY8	450,229.50	AA+	Aaa	5/16/2019	5/21/2019	453,043.43	2.54	1,047.16	451,038.95	456,165.91
FHMS K019 A2 DTD 08/01/2012 2.272% 03/01/2022	3137ASNJ9	322,009.68	AA+	Aaa	3/8/2019	3/13/2019	317,758.16	2.74	609.67	320,699.71	325,957.88

Managed Account Detail of Securities Held

Security Type/Description Dated Date/Coupon/Maturity	CUSIP	Par	S&P Rating	Moody's Rating	Trade Date	Settle Date	Original Cost	YTM at Cost	Accrued Interest	Amortized Cost	Market Value
Federal Agency Collateralized Mortgage Obligation											
FHMS K019 A2 DTD 08/01/2012 2.272% 03/01/2022	3137ASNJ9	274,655.31	AA+	Aaa	3/4/2020	3/4/2020	271,028.99	1.44	520.02	273,422.83	278,022.90
FHLMC MULTIFAMILY STRUCTURED P DTD 09/01/2012 2.373% 05/01/2022	3137ATRW4	305,000.00	AA+	Aaa	9/4/2019	9/9/2019	309,277.15	1.83	603.14	306,750.75	309,591.33
FHLMC MULTIFAMILY STRUCTURED P DTD 09/01/2012 2.373% 05/01/2022	3137ATRW4	265,000.00	AA+	Aaa	3/9/2020	3/9/2020	268,716.21	1.14	524.04	266,525.55	268,989.18
FHLMC MULTIFAMILY STRUCTURED P DTD 11/01/2015 2.716% 06/01/2022	3137BLUR7	340,000.00	AA+	Aaa	3/8/2019	3/13/2019	339,667.97	2.75	769.53	339,879.72	346,395.77
FHLMC MULTIFAMILY STRUCTURED P DTD 11/01/2015 2.716% 06/01/2022	3137BLUR7	290,000.00	AA+	Aaa	3/9/2020	3/9/2020	289,716.80	1.37	656.37	289,851.79	295,455.21
FHLMC MULTIFAMILY STRUCTURED P DTD 12/01/2012 2.355% 07/01/2022	3137AVXN2	570,000.00	AA+	Aaa	3/9/2020	3/9/2020	576,946.88	1.10	1,118.62	573,051.15	580,437.99
FHLMC MULTIFAMILY STRUCTURED P DTD 12/01/2012 2.355% 07/01/2022	3137AVXN2	670,000.00	AA+	Aaa	8/14/2019	8/19/2019	678,165.63	1.92	1,314.88	673,556.38	682,269.22
FHLMC MULTIFAMILY STRUCTURED P DTD 12/01/2012 2.307% 08/01/2022	3137AWQH1	300,000.00	AA+	Aaa	3/4/2020	3/4/2020	303,492.19	1.15	576.75	301,613.11	305,923.97
FNA 2013-M1 A2 DTD 01/01/2013 2.365% 08/01/2022	3136ABPW7	172,448.69	AA+	Aaa	3/4/2020	3/4/2020	173,775.73	1.25	339.81	173,056.90	174,249.36
FHLMC MULTIFAMILY STRUCTURED P DTD 12/01/2012 2.307% 08/01/2022	3137AWQH1	350,000.00	AA+	Aaa	9/6/2019	9/11/2019	354,074.22	1.89	672.88	351,880.71	356,911.31
FHLMC MULTIFAMILY STRUCTURED P DTD 12/01/2012 2.307% 08/01/2022	3137AWQH1	320,000.00	AA+	Aaa	9/4/2019	9/9/2019	324,725.00	1.78	615.20	322,176.99	326,318.91
FNA 2013-M1 A2 DTD 01/01/2013 2.365% 08/01/2022	3136ABPW7	200,796.42	AA+	Aaa	9/10/2019	9/13/2019	202,341.60	2.09	395.68	201,511.05	202,893.10
FHLMC MULTIFAMILY STRUCTURED P DTD 12/01/2012 2.307% 08/01/2022	3137AWQH1	270,000.00	AA+	Aaa	3/4/2020	3/4/2020	273,986.72	1.15	519.07	271,842.54	275,331.58
FHLMC MULTIFAMILY STRUCTURED P DTD 05/01/2013 2.510% 11/01/2022	3137B1BS0	580,000.00	AA+	Aaa	3/9/2020	3/9/2020	585,075.00	1.16	1,213.17	582,347.25	596,302.75
FHLMC MULTIFAMILY STRUCTURED P DTD 05/01/2013 2.510% 11/01/2022	3137B1BS0	670,000.00	AA+	Aaa	6/12/2019	6/17/2019	675,862.50	2.24	1,401.41	672,752.95	688,832.49

Managed Account Detail of Securities Held

Security Type/Description Dated Date/Coupon/Maturity	CUSIP	Par	S&P Rating	Moody's Rating	Trade Date	Settle Date	Original Cost	YTM at Cost	Accrued Interest	Amortized Cost	Market Value
Federal Agency Collateralized Mortgage Obligation											
FHLMC MULTIFAMILY STRUCTURED P DTD 11/01/2013 2.669% 02/01/2023	3137B5JL8	84,630.50	AA+	Aaa	3/4/2020	3/4/2020	84,197.43	1.93	188.23	84,418.34	86,197.62
FHLMC MULTIFAMILY STRUCTURED P DTD 11/01/2013 2.669% 02/01/2023	3137B5JL8	98,504.36	AA+	Aaa	6/13/2018	6/18/2018	98,000.29	2.79	219.09	98,304.10	100,328.38
FHLMC SERIES K032 A1 DTD 09/01/2013 3.016% 02/01/2023	3137B4GX8	83,132.28	AA+	Aaa	3/1/2020	3/1/2020	83,330.36	2.10	208.94	83,256.85	85,050.73
FHLMC SERIES K032 A1 DTD 09/01/2013 3.016% 02/01/2023	3137B4GX8	97,420.63	AA+	Aaa	6/13/2018	6/18/2018	97,652.77	2.96	244.85	97,512.85	99,668.82
FHMS K722 A2 DTD 06/01/2016 2.406% 03/01/2023	3137BQBZ9	590,000.00	AA+	Aaa	6/18/2019	6/21/2019	593,710.55	2.23	1,182.95	591,922.66	605,986.26
FHMS K722 A2 DTD 06/01/2016 2.406% 03/01/2023	3137BQBZ9	505,000.00	AA+	Aaa	3/9/2020	3/9/2020	508,175.98	1.29	1,012.53	506,607.76	518,683.16
FHMS KP05 A DTD 12/01/2018 3.203% 07/01/2023	3137FKK39	37,513.42	AA+	Aaa	3/4/2020	3/4/2020	37,513.31	2.41	100.13	37,513.35	38,314.98
FHMS KP05 A DTD 12/01/2018 3.203% 07/01/2023	3137FKK39	44,334.04	AA+	Aaa	12/7/2018	12/17/2018	44,333.91	3.20	118.33	44,333.98	45,281.33
FHMS KJ27 A1 DTD 11/01/2019 2.092% 07/01/2024	3137FQ3V3	142,411.03	AA+	Aaa	3/9/2020	3/9/2020	142,407.65	1.38	248.27	142,408.48	145,510.95
FHMS K047 A1 DTD 07/01/2015 2.827% 12/01/2024	3137BKRH5	251,195.10	AA+	Aaa	7/5/2019	7/10/2019	255,551.77	2.48	591.77	254,157.02	260,833.41
FHMS K047 A1 DTD 07/01/2015 2.827% 12/01/2024	3137BKRH5	215,310.09	AA+	Aaa	3/4/2020	3/4/2020	219,044.35	1.92	507.24	217,844.65	223,571.49
FHMS KJ30 A1 DTD 07/01/2020 0.526% 01/01/2025	3137FUZN7	303,628.18	AA+	Aaa	7/23/2020	7/30/2020	303,622.40	0.53	133.09	303,623.28	298,332.58
FHMS KJ28 A1 DTD 02/01/2020 1.766% 02/01/2025	3137FREB3	73,103.22	AA+	Aaa	3/9/2020	3/9/2020	73,102.91	1.30	107.58	73,103.22	74,828.92
FHLMC SERIES K049 A1 DTD 10/01/2015 2.475% 03/01/2025	3137BLMY1	440,856.64	AA+	Aaa	3/1/2020	3/1/2020	444,042.52	1.67	909.27	443,351.61	456,791.46
FHLMC SERIES K049 A1 DTD 10/01/2015 2.475% 03/01/2025	3137BLMY1	515,367.62	AA+	Aaa	7/11/2019	7/16/2019	519,091.95	2.34	1,062.94	517,959.25	533,995.66

Managed Account Detail of Securities Held

Security Type/Description Dated Date/Coupon/Maturity	CUSIP	Par	S&P Rating	Moody's Rating	Trade Date	Settle Date	Original Cost	YTM at Cost	Accrued Interest	Amortized Cost	Market Value
Federal Agency Collateralized Mortgage Obligation											
FHMS KJ32 A1 DTD 11/01/2020 0.516% 06/01/2025	3137F72U8	429,369.81	AA+	Aaa	11/18/2020	11/30/2020	429,368.10	0.52	184.63	429,368.23	418,659.13
FHMS KJ33 A1 DTD 02/01/2021 0.440% 12/01/2025	3137F9ZD6	199,499.54	AA+	Aaa	2/17/2021	2/26/2021	199,493.16	0.44	73.15	199,493.28	194,570.04
FHR 4096 PA DTD 08/01/2012 1.375% 08/01/2027	3137ATCD2	194,551.70	AA+	Aaa	3/4/2020	3/4/2020	192,970.97	1.13	222.92	193,200.54	198,360.07
Security Type Sub-Total		11,281,883.86					11,350,930.35	1.72	21,616.91	11,316,302.65	11,486,693.69
Federal Agency Bond / Note											
FEDERAL FARM CREDIT BANK NOTES DTD 05/06/2020 0.250% 05/06/2022	3133ELYR9	2,000,000.00	AA+	Aaa	5/14/2020	5/15/2020	2,000,600.00	0.23	2,013.89	2,000,332.87	2,002,930.00
FEDERAL HOME LOAN BANK NOTES DTD 06/12/2020 0.250% 06/03/2022	3130AJPU7	2,340,000.00	AA+	Aaa	6/11/2020	6/12/2020	2,339,672.40	0.26	1,917.50	2,339,805.53	2,343,388.32
FREDDIE MAC NOTES DTD 06/08/2020 0.250% 06/08/2022	3134GVJ66	2,400,000.00	AA+	Aaa	6/4/2020	6/8/2020	2,398,848.00	0.27	1,883.33	2,399,316.69	2,403,516.00
FREDDIE MAC NOTES DTD 07/23/2020 0.125% 07/25/2022	3137EAET2	1,475,000.00	AA+	Aaa	7/21/2020	7/23/2020	1,471,666.50	0.24	338.02	1,472,814.10	1,474,973.45
FREDDIE MAC NOTES DTD 04/20/2020 0.375% 04/20/2023	3137EAEQ8	4,500,000.00	AA+	Aaa	4/17/2020	4/20/2020	4,488,750.00	0.46	7,546.88	4,492,304.79	4,517,383.50
FREDDIE MAC NOTES DTD 05/07/2020 0.375% 05/05/2023	3137EAER6	1,000,000.00	AA+	Aaa	5/14/2020	5/15/2020	1,002,460.00	0.29	1,520.83	1,001,732.20	1,003,732.00
FREDDIE MAC NOTES DTD 05/07/2020 0.375% 05/05/2023	3137EAER6	2,295,000.00	AA+	Aaa	5/5/2020	5/7/2020	2,294,036.10	0.39	3,490.32	2,294,326.24	2,303,564.94
FANNIE MAE NOTES DTD 05/22/2020 0.250% 05/22/2023	3135G04Q3	2,400,000.00	AA+	Aaa	6/2/2020	6/4/2020	2,395,224.00	0.32	2,150.00	2,396,552.63	2,402,750.40
FANNIE MAE NOTES DTD 05/22/2020 0.250% 05/22/2023	3135G04Q3	2,435,000.00	AA+	Aaa	5/20/2020	5/22/2020	2,427,670.65	0.35	2,181.35	2,429,772.40	2,437,790.51
FREDDIE MAC NOTES DTD 06/26/2020 0.250% 06/26/2023	3137EAES4	2,190,000.00	AA+	Aaa	6/24/2020	6/26/2020	2,183,605.20	0.35	1,444.79	2,185,234.56	2,192,130.87

Managed Account Detail of Securities Held

Security Type/Description Dated Date/Coupon/Maturity	CUSIP	Par	S&P Rating	Moody's Rating	Trade Date	Settle Date	Original Cost	YTM at Cost	Accrued Interest	Amortized Cost	Market Value
Federal Agency Bond / Note											
FREDDIE MAC NOTES DTD 06/26/2020 0.250% 06/26/2023	3137EAES4	1,330,000.00	AA+	Aaa	7/1/2020	7/6/2020	1,328,274.99	0.29	877.43	1,328,702.67	1,331,294.09
FANNIE MAE NOTES DTD 07/10/2020 0.250% 07/10/2023	3135G05G4	2,275,000.00	AA+	Aaa	7/8/2020	7/10/2020	2,270,108.75	0.32	1,279.69	2,271,292.48	2,275,491.40
FREDDIE MAC NOTES DTD 08/21/2020 0.250% 08/24/2023	3137EAEV7	2,750,000.00	AA+	Aaa	9/1/2020	9/3/2020	2,751,265.00	0.23	706.60	2,751,020.16	2,749,969.75
FREDDIE MAC NOTES DTD 08/21/2020 0.250% 08/24/2023	3137EAEV7	1,630,000.00	AA+	Aaa	8/19/2020	8/21/2020	1,628,337.40	0.28	418.82	1,628,675.07	1,629,982.07
FREDDIE MAC NOTES DTD 09/04/2020 0.250% 09/08/2023	3137EAEW5	1,950,000.00	AA+	Aaa	10/7/2020	10/8/2020	1,949,376.00	0.26	311.46	1,949,478.54	1,949,032.80
FREDDIE MAC NOTES DTD 09/04/2020 0.250% 09/08/2023	3137EAEW5	1,370,000.00	AA+	Aaa	9/2/2020	9/4/2020	1,369,547.90	0.26	218.82	1,369,633.88	1,369,320.48
FREDDIE MAC NOTES DTD 09/04/2020 0.250% 09/08/2023	3137EAEW5	970,000.00	AA+	Aaa	9/2/2020	9/4/2020	970,177.13	0.24	154.93	970,143.44	969,518.88
FREDDIE MAC NOTES DTD 11/05/2020 0.250% 11/06/2023	3137EAEZ8	2,980,000.00	AA+	Aaa	11/3/2020	11/5/2020	2,977,318.00	0.28	3,021.38	2,977,677.72	2,976,882.92
FREDDIE MAC NOTES DTD 12/04/2020 0.250% 12/04/2023	3137EAF A2	1,940,000.00	AA+	Aaa	12/2/2020	12/4/2020	1,938,079.40	0.28	1,576.25	1,938,286.37	1,937,910.62
Security Type Sub-Total		40,230,000.00					40,185,017.42	0.31	33,052.29	40,197,102.34	40,271,563.00
Corporate Note											
APPLE INC CORP NOTES DTD 02/09/2015 2.150% 02/09/2022	037833AY6	640,000.00	AA+	Aa1	3/4/2020	3/4/2020	617,350.40	0.99	1,987.56	633,907.31	650,612.48
EXXON MOBIL CORPORATION DTD 08/16/2019 1.902% 08/16/2022	30231G B B7	260,000.00	AA-	Aa2	3/4/2020	3/4/2020	260,000.00	0.96	618.15	260,000.00	265,531.76
EXXON MOBIL CORPORATION DTD 08/16/2019 1.902% 08/16/2022	30231G B B7	305,000.00	AA-	Aa2	8/13/2019	8/16/2019	305,000.00	1.90	725.14	305,000.00	311,489.18
APPLE INC DTD 09/11/2019 1.700% 09/11/2022	037833DL1	165,000.00	AA+	Aa1	9/4/2019	9/11/2019	164,971.95	1.71	155.84	164,986.49	168,632.15

Managed Account Detail of Securities Held

Security Type/Description Dated Date/Coupon/Maturity	CUSIP	Par	S&P Rating	Moody's Rating	Trade Date	Settle Date	Original Cost	YTM at Cost	Accrued Interest	Amortized Cost	Market Value
Corporate Note											
APPLE INC DTD 09/11/2019 1.700% 09/11/2022	037833DL1	140,000.00	AA+	Aa1	3/4/2020	3/4/2020	139,976.20	1.00	132.22	139,988.48	143,081.82
CHEVRON CAPITAL CO NOTES (CALLABLE) DTD 12/05/2012 2.355% 12/05/2022	166764AB6	380,000.00	AA-	Aa2	7/1/2019	7/3/2019	383,625.20	2.06	2,883.56	381,631.34	390,968.70
CHEVRON CAPITAL CO NOTES (CALLABLE) DTD 12/05/2012 2.355% 12/05/2022	166764AB6	350,000.00	AA-	Aa2	3/4/2020	3/4/2020	353,339.00	1.34	2,655.92	351,516.18	360,102.75
VISA INC CORPORATE (CALLABLE) NOTES DTD 12/14/2015 2.800% 12/14/2022	92826CAC6	530,000.00	AA-	Aa3	8/1/2019	8/5/2019	542,152.90	2.09	4,410.78	535,847.15	550,152.72
VISA INC CORPORATE (CALLABLE) NOTES DTD 12/14/2015 2.800% 12/14/2022	92826CAC6	450,000.00	AA-	Aa3	3/4/2020	3/4/2020	460,318.50	1.25	3,745.00	455,001.29	467,110.80
MICROSOFT CORP CORP NOTES DTD 05/02/2013 2.375% 05/01/2023	594918AT1	600,000.00	AAA	Aaa	5/4/2020	5/6/2020	630,384.00	0.66	5,937.50	621,185.17	622,343.40
APPLE INC CORPORATE NOTES DTD 05/11/2020 0.750% 05/11/2023	037833DV9	90,000.00	AA+	Aa1	5/4/2020	5/11/2020	89,755.20	0.84	262.50	89,827.86	90,981.54
WAL-MART STORES INC CORP NOTES DTD 06/27/2018 3.400% 06/26/2023	931142EK5	600,000.00	AA	Aa2	5/4/2020	5/6/2020	649,038.00	0.76	5,383.33	634,524.51	638,929.80
WAL-MART STORES INC CORP NOTES DTD 06/27/2018 3.400% 06/26/2023	931142EK5	385,000.00	AA	Aa2	6/9/2020	6/11/2020	416,469.90	0.68	3,454.31	407,895.15	409,979.96
MICROSOFT CORP(CALLABLE) NOTE DTD 02/06/2017 2.875% 02/06/2024	594918BX1	200,000.00	AAA	Aaa	11/18/2020	11/20/2020	214,780.00	0.55	878.47	213,023.96	213,109.00
MICROSOFT CORP(CALLABLE) NOTE DTD 02/06/2017 2.875% 02/06/2024	594918BX1	210,000.00	AAA	Aaa	8/4/2020	8/6/2020	227,493.00	0.47	922.40	224,072.02	223,764.45
MICROSOFT CORP(CALLABLE) NOTE DTD 02/06/2017 2.875% 02/06/2024	594918BX1	450,000.00	AAA	Aaa	10/1/2020	10/5/2020	484,672.50	0.54	1,976.56	479,338.27	479,495.25

Managed Account Detail of Securities Held

Security Type/Description Dated Date/Coupon/Maturity	CUSIP	Par	S&P Rating	Moody's Rating	Trade Date	Settle Date	Original Cost	YTM at Cost	Accrued Interest	Amortized Cost	Market Value
Corporate Note											
WAL-MART STORES INC CORP NOTES DTD 04/22/2014 3.300% 04/22/2024	931142DP5	200,000.00	AA	Aa2	11/18/2020	11/20/2020	217,636.00	0.69	2,915.00	215,772.15	215,295.60
WAL-MART STORES INC CORP NOTES DTD 04/22/2014 3.300% 04/22/2024	931142DP5	500,000.00	AA	Aa2	10/1/2020	10/5/2020	546,140.00	0.66	7,287.50	539,797.98	538,239.00
APPLE INC CORP (CALLABLE) NOTE DTD 05/11/2017 2.850% 05/11/2024	037833CU2	800,000.00	AA+	Aa1	11/2/2020	11/4/2020	860,576.00	0.67	8,866.67	853,245.46	852,061.60
JOHNSON & JOHNSON CORP NOTES DTD 11/10/2017 2.625% 01/15/2025	478160CJ1	540,000.00	AAA	Aaa	3/4/2021	3/8/2021	578,107.80	0.76	2,992.50	577,458.70	575,369.46
MICROSOFT CORP (CALLABLE) NOTES DTD 02/12/2015 2.700% 02/12/2025	594918BB9	270,000.00	AAA	Aaa	3/10/2021	3/12/2021	288,573.30	0.91	992.25	288,296.29	288,344.07
Security Type Sub-Total		8,065,000.00					8,430,359.85	1.00	59,183.16	8,372,315.76	8,455,595.49
Asset-Backed Security											
GMALT 2019-3 A3 DTD 08/14/2019 2.030% 06/20/2022	38013TAD3	148,657.71	AAA	NR	8/6/2019	8/14/2019	148,641.31	2.03	92.21	148,650.70	149,413.61
GMALT 2019-3 A3 DTD 08/14/2019 2.030% 06/20/2022	38013TAD3	123,881.42	AAA	NR	3/4/2020	3/4/2020	123,867.76	1.55	76.84	123,875.57	124,511.35
HART 2018-A A3 DTD 04/18/2018 2.790% 07/15/2022	44891KAD7	20,282.74	AAA	Aaa	4/10/2018	4/18/2018	20,279.69	2.79	25.15	20,281.81	20,357.97
HART 2018-A A3 DTD 04/18/2018 2.790% 07/15/2022	44891KAD7	17,637.17	AAA	Aaa	3/4/2020	3/4/2020	17,634.52	2.39	21.87	17,636.34	17,702.58
ALLYA 2018-2 A3 DTD 04/30/2018 2.920% 11/15/2022	02004VAC7	51,430.35	NR	Aaa	4/24/2018	4/30/2018	51,421.01	2.92	66.74	51,427.01	51,654.31
ALLYA 2018-2 A3 DTD 04/30/2018 2.920% 11/15/2022	02004VAC7	41,539.90	NR	Aaa	3/4/2020	3/4/2020	41,532.36	2.52	53.91	41,537.13	41,720.79
GMCAR 2018-3 A3 DTD 07/18/2018 3.020% 05/16/2023	36255JAD6	64,279.36	AAA	NR	7/11/2018	7/18/2018	64,264.37	3.03	80.88	64,272.77	65,006.03

Managed Account Detail of Securities Held

Security Type/Description Dated Date/Coupon/Maturity	CUSIP	Par	S&P Rating	Moody's Rating	Trade Date	Settle Date	Original Cost	YTM at Cost	Accrued Interest	Amortized Cost	Market Value
Asset-Backed Security											
GMCAR 2018-3 A3 DTD 07/18/2018 3.020% 05/16/2023	36255JAD6	55,985.25	AAA	NR	3/4/2020	3/4/2020	55,972.19	2.47	70.45	55,979.41	56,618.15
HYUNDAI AUTO RECEIVABLES TRUST DTD 04/10/2019 2.660% 06/15/2023	44932NAD2	199,950.16	AAA	NR	4/3/2019	4/10/2019	199,923.84	2.66	236.39	199,936.28	202,480.47
HYUNDAI AUTO RECEIVABLES TRUST DTD 04/10/2019 2.660% 06/15/2023	44932NAD2	177,314.29	AAA	NR	3/4/2020	3/4/2020	177,290.96	1.95	209.62	177,301.93	179,558.15
HAROT 2019-3 A3 DTD 08/27/2019 1.780% 08/15/2023	43815NAC8	320,000.00	AAA	Aaa	8/20/2019	8/27/2019	319,997.34	1.78	253.15	319,998.41	323,972.61
HAROT 2019-3 A3 DTD 08/27/2019 1.780% 08/15/2023	43815NAC8	275,000.00	AAA	Aaa	3/4/2020	3/4/2020	274,997.72	1.46	217.56	274,998.66	278,413.96
GMALT 2020-3 A3 DTD 09/29/2020 0.450% 08/21/2023	362569AC9	220,000.00	AAA	Aaa	9/22/2020	9/29/2020	219,978.92	0.45	30.25	219,982.59	220,482.33
TAOT 2019-C A3 DTD 08/14/2019 1.910% 09/15/2023	89238UAD2	245,000.00	AAA	Aaa	3/4/2020	3/4/2020	244,997.99	1.49	207.98	244,998.80	247,888.65
TAOT 2019-C A3 DTD 08/14/2019 1.910% 09/15/2023	89238UAD2	295,000.00	AAA	Aaa	8/6/2019	8/14/2019	294,997.58	1.91	250.42	294,998.55	298,478.17
NALT 2020-B A3 DTD 09/29/2020 0.430% 10/16/2023	65480EAD3	250,000.00	AAA	Aaa	9/22/2020	9/29/2020	249,974.28	0.43	47.78	249,978.54	250,380.45
GMCAR 2018-4 A3 DTD 10/10/2018 3.210% 10/16/2023	38013FAD3	115,862.07	AAA	Aaa	10/2/2018	10/10/2018	115,843.72	3.21	154.97	115,852.77	117,557.06
GMCAR 2018-4 A3 DTD 10/10/2018 3.210% 10/16/2023	38013FAD3	100,062.69	AAA	Aaa	3/4/2020	3/4/2020	100,046.85	2.52	133.83	100,054.61	101,526.55
MBALT 2020-B A3 DTD 09/23/2020 0.400% 11/15/2023	58769EAC2	110,000.00	AAA	NR	9/15/2020	9/23/2020	109,994.42	0.40	19.56	109,995.34	110,088.63
GMCAR 2019-1 A3 DTD 01/16/2019 2.970% 11/16/2023	36256XAD4	93,641.23	NR	Aaa	3/4/2020	3/4/2020	93,630.86	2.37	115.88	93,635.54	94,890.48
GMCAR 2019-1 A3 DTD 01/16/2019 2.970% 11/16/2023	36256XAD4	107,411.99	NR	Aaa	1/8/2019	1/16/2019	107,400.11	2.97	132.92	107,405.54	108,844.97
JDOT 2019-B A3 DTD 07/24/2019 2.210% 12/15/2023	477870AC3	135,550.41	NR	Aaa	7/16/2019	7/24/2019	135,521.64	2.22	133.14	135,532.70	137,292.07

Managed Account Detail of Securities Held

Security Type/Description Dated Date/Coupon/Maturity	CUSIP	Par	S&P Rating	Moody's Rating	Trade Date	Settle Date	Original Cost	YTM at Cost	Accrued Interest	Amortized Cost	Market Value
Asset-Backed Security											
JDOT 2019-B A3 DTD 07/24/2019 2.210% 12/15/2023	477870AC3	121,527.96	NR	Aaa	3/4/2020	3/4/2020	121,502.16	1.64	119.37	121,511.89	123,089.45
HALST 2021-A A3 DTD 01/20/2021 0.330% 01/16/2024	44891TAC0	110,000.00	AAA	Aaa	1/12/2021	1/20/2021	109,986.27	0.33	16.13	109,987.16	109,956.99
BMWLT 2021-1 A3 DTD 03/10/2021 0.290% 01/25/2024	05591RAC8	210,000.00	AAA	Aaa	3/2/2021	3/10/2021	209,993.34	0.29	35.53	209,993.48	209,824.61
HDMOT 2019-A A3 DTD 06/26/2019 2.340% 02/15/2024	41284WAC4	113,355.74	NR	Aaa	3/4/2020	3/4/2020	113,346.96	2.00	117.89	113,350.26	114,713.69
HDMOT 2019-A A3 DTD 06/26/2019 2.340% 02/15/2024	41284WAC4	133,597.83	NR	Aaa	6/19/2019	6/26/2019	133,587.50	2.34	138.94	133,591.43	135,198.28
CARMAX AUTO OWNER TRUST DTD 01/23/2019 3.050% 03/15/2024	14315NAC4	304,397.51	AAA	NR	3/4/2020	3/4/2020	304,363.09	2.32	412.63	304,377.56	310,141.49
CARMAX AUTO OWNER TRUST DTD 01/23/2019 3.050% 03/15/2024	14315NAC4	343,422.84	AAA	NR	1/16/2019	1/23/2019	343,384.00	3.05	465.53	343,400.52	349,903.23
COMET 2019-A2 A2 DTD 09/05/2019 1.720% 08/15/2024	14041NFU0	655,000.00	AAA	NR	8/28/2019	9/5/2019	654,835.07	1.73	500.71	654,887.49	667,909.40
COMET 2019-A2 A2 DTD 09/05/2019 1.720% 08/15/2024	14041NFU0	560,000.00	AAA	NR	3/4/2020	3/4/2020	559,858.99	1.40	428.09	559,904.06	571,037.04
DCENT 2019-A3 A DTD 10/31/2019 1.890% 10/15/2024	254683CM5	290,000.00	NR	Aaa	3/4/2020	3/4/2020	289,937.71	1.47	243.60	289,955.08	296,991.23
DCENT 2019-A3 A DTD 10/31/2019 1.890% 10/15/2024	254683CM5	335,000.00	NR	Aaa	10/24/2019	10/31/2019	334,928.04	1.89	281.40	334,948.62	343,076.08
HAROT 2020-3 A3 DTD 09/29/2020 0.370% 10/18/2024	43813KAC6	500,000.00	AAA	NR	9/22/2020	9/29/2020	499,926.55	0.37	66.81	499,935.68	499,931.70
BMWOT 2020-A A3 DTD 07/15/2020 0.480% 10/25/2024	09661RAD3	245,000.00	AAA	NR	7/8/2020	7/15/2020	244,981.50	0.48	19.60	244,984.58	245,542.94
AMXCA 2019-2 A DTD 04/29/2019 2.670% 11/15/2024	02587AAN4	350,000.00	NR	Aaa	4/22/2019	4/29/2019	349,979.49	2.67	415.33	349,986.60	358,860.43
JDOT 2020-B A3 DTD 07/22/2020 0.510% 11/15/2024	47787NAC3	185,000.00	NR	Aaa	7/14/2020	7/22/2020	184,971.81	0.51	41.93	184,976.33	185,377.09

Managed Account Detail of Securities Held

Security Type/Description Dated Date/Coupon/Maturity	CUSIP	Par	S&P Rating	Moody's Rating	Trade Date	Settle Date	Original Cost	YTM at Cost	Accrued Interest	Amortized Cost	Market Value
Asset-Backed Security											
AMXCA 2019-2 A DTD 04/29/2019 2.670% 11/15/2024	02587AAN4	295,000.00	NR	Aaa	3/4/2020	3/4/2020	294,982.71	1.93	350.07	294,988.67	302,468.07
HART 2020-B A3 DTD 07/22/2020 0.480% 12/16/2024	44933FAC0	395,000.00	AAA	NR	7/14/2020	7/22/2020	394,926.06	0.48	84.27	394,937.69	395,483.20
MBART 2020-1 A3 DTD 06/23/2020 0.550% 02/18/2025	58769VAC4	230,000.00	AAA	NR	6/16/2020	6/23/2020	229,982.04	0.55	56.22	229,985.02	230,738.48
VZOT 2020-B A DTD 08/12/2020 0.470% 02/20/2025	92290BAA9	310,000.00	NR	Aaa	8/4/2020	8/12/2020	309,934.90	0.47	44.52	309,944.04	310,527.90
CARMX 2020-3 A3 DTD 07/22/2020 0.620% 03/17/2025	14315FAD9	285,000.00	AAA	NR	7/14/2020	7/22/2020	284,951.15	0.62	78.53	284,958.42	286,151.80
WOART 2020-B A3 DTD 06/24/2020 0.630% 05/15/2025	98163WAC0	180,000.00	AAA	NR	6/16/2020	6/24/2020	179,985.89	0.63	50.40	179,988.11	180,680.71
JDOT 2021-A A3 DTD 03/10/2021 0.360% 09/15/2025	47788UAC6	210,000.00	NR	Aaa	3/2/2021	3/10/2021	209,959.64	0.36	44.10	209,960.18	209,565.80
CNH 2021-A A3 DTD 03/15/2021 0.400% 12/15/2025	12598AAC4	315,000.00	AAA	NR	3/9/2021	3/15/2021	314,926.35	0.41	56.00	314,927.07	314,604.06
Security Type Sub-Total		9,844,788.62					9,843,440.66	1.44	6,699.10	9,843,810.94	9,950,613.01
Managed Account Sub Total		113,869,464.27					114,535,821.28	0.82	240,296.60	114,364,282.08	115,320,615.33
Securities Sub-Total		\$113,869,464.27					\$114,535,821.28	0.82%	\$240,296.60	\$114,364,282.08	\$115,320,615.33
Accrued Interest											\$240,296.60
Total Investments											\$115,560,911.93

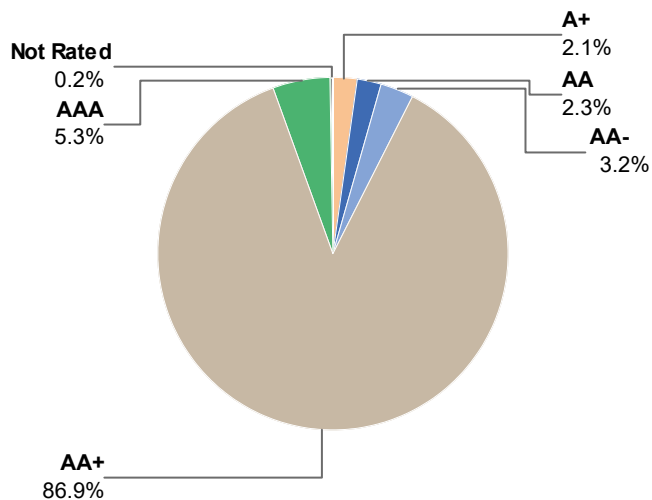
Bolded items are forward settling trades.

Portfolio Statistics

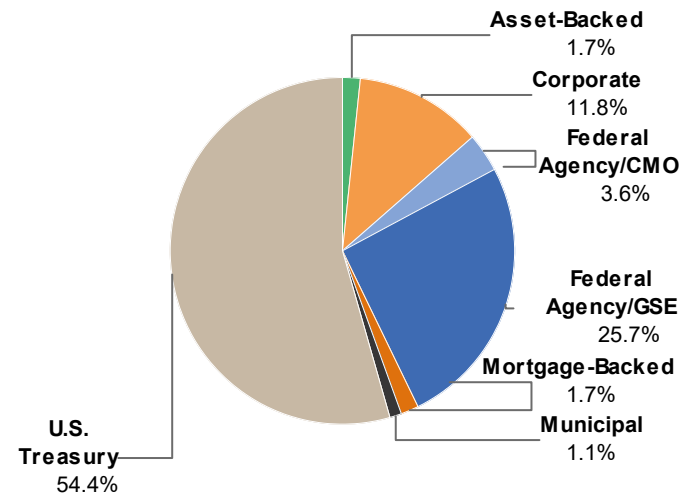
As of March 31, 2021

Par Value:	\$2,750,623
Total Market Value:	\$2,832,908
Security Market Value:	\$2,822,938
Accrued Interest:	\$9,970
Cash:	-
Amortized Cost:	\$2,753,278
Yield at Market:	0.50%
Yield at Cost:	1.75%
Effective Duration:	2.52 Years
Average Maturity:	2.73 Years
Average Credit: *	AA

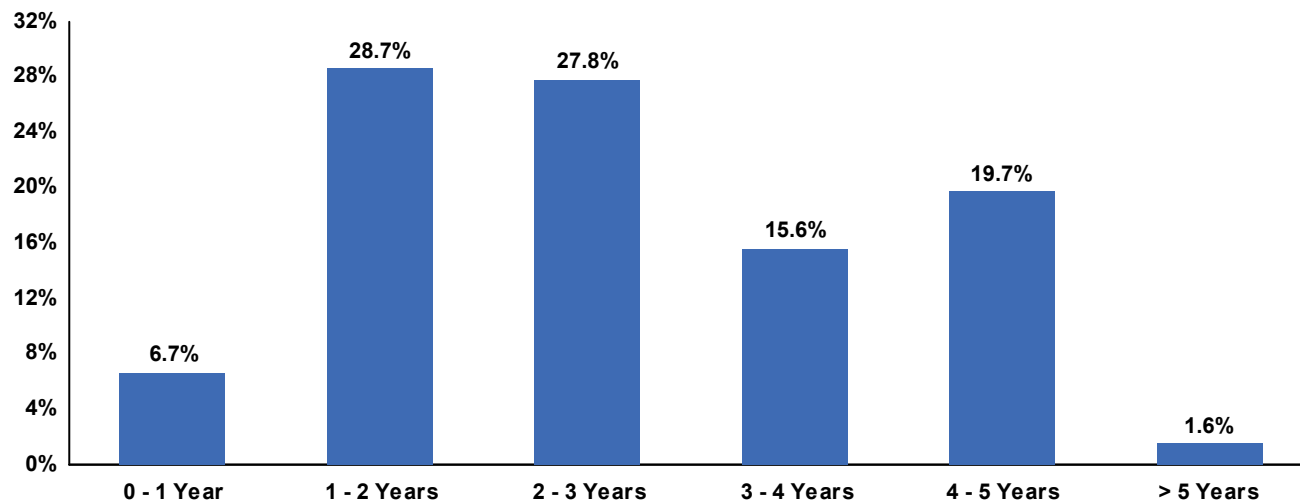
Credit Quality (S&P Ratings)



Sector Allocation



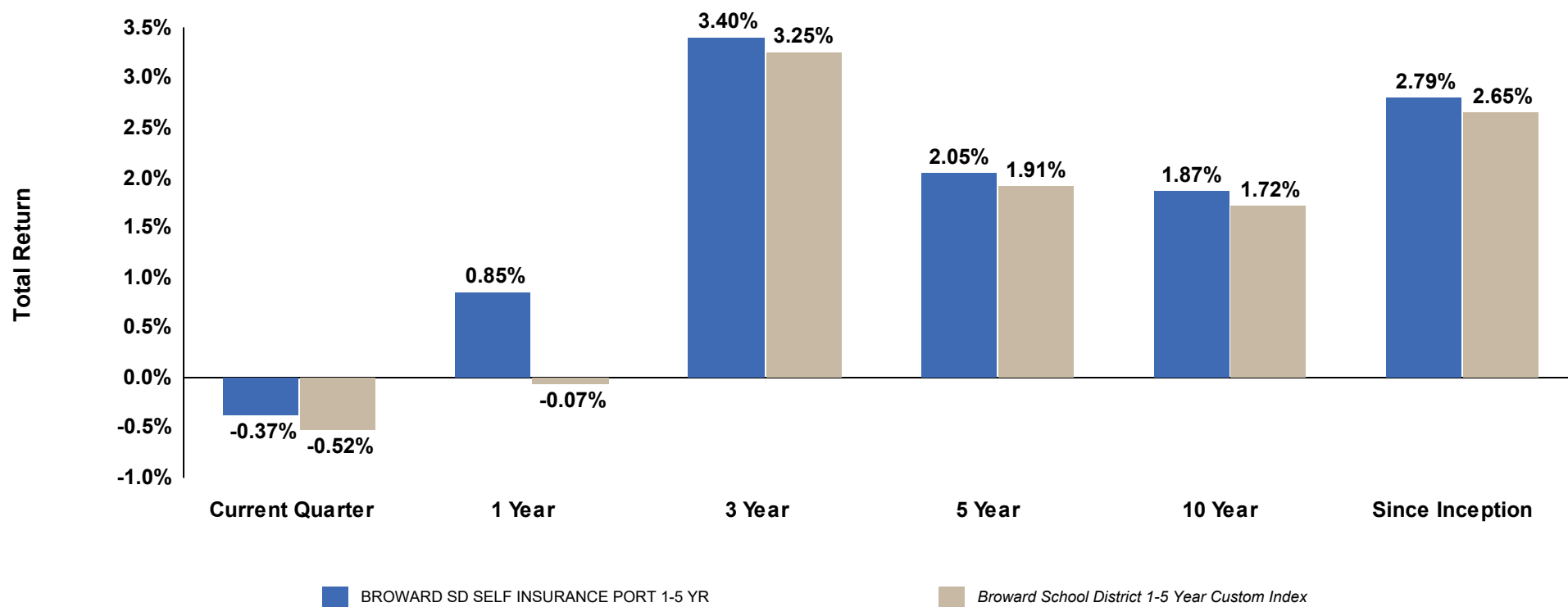
Maturity Distribution



* An average of each security's credit rating assigned a numeric value and adjusted for its relative weighting in the portfolio.

Portfolio Performance (Total Return)

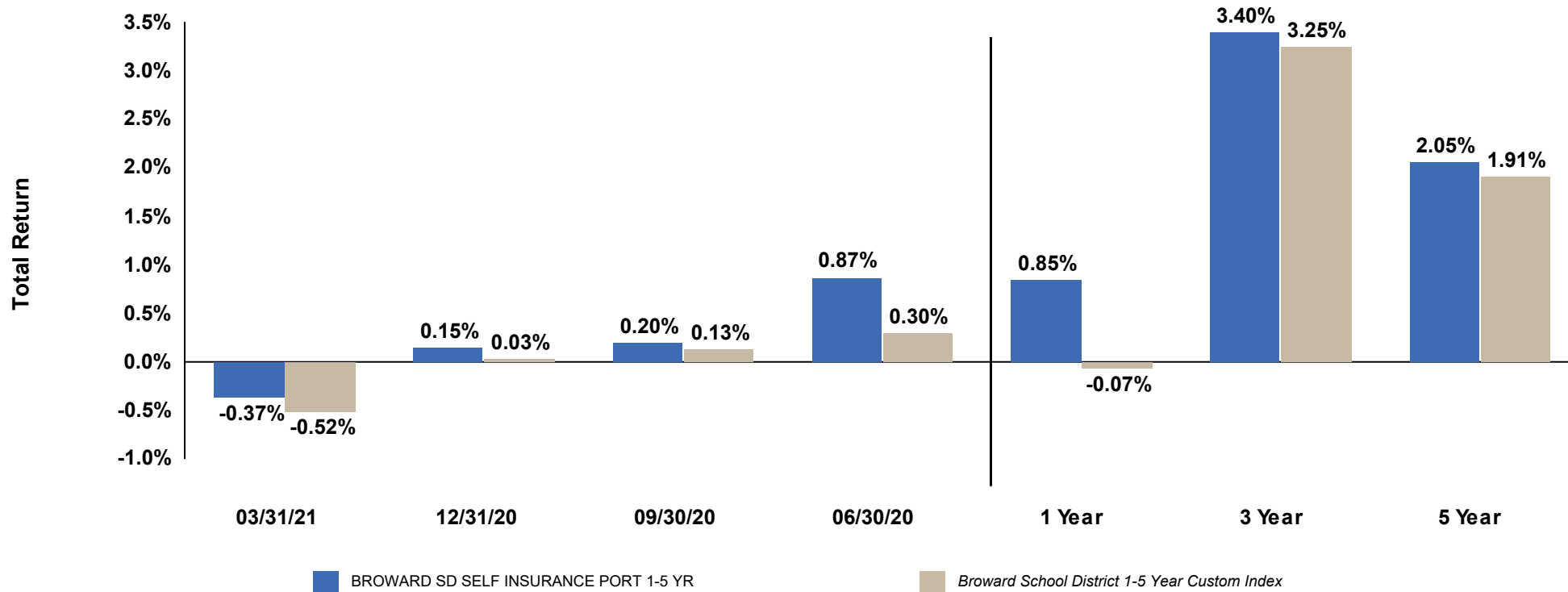
Portfolio/Benchmark	Effective Duration	Current Quarter	Annualized Return				Since Inception (09/30/06) **
			1 Year	3 Year	5 Year	10 Year	
BROWARD SD SELF INSURANCE PORT 1-5 YR	2.52	-0.37%	0.85%	3.40%	2.05%	1.87%	2.79%
<i>Broward School District 1-5 Year Custom Index</i>	2.60	-0.52%	-0.07%	3.25%	1.91%	1.72%	2.65%
Difference		0.15%	0.92%	0.15%	0.14%	0.15%	0.14%



Portfolio performance is gross of fees unless otherwise indicated. **Since Inception performance is not shown for periods less than one year.

Portfolio Performance (Total Return)

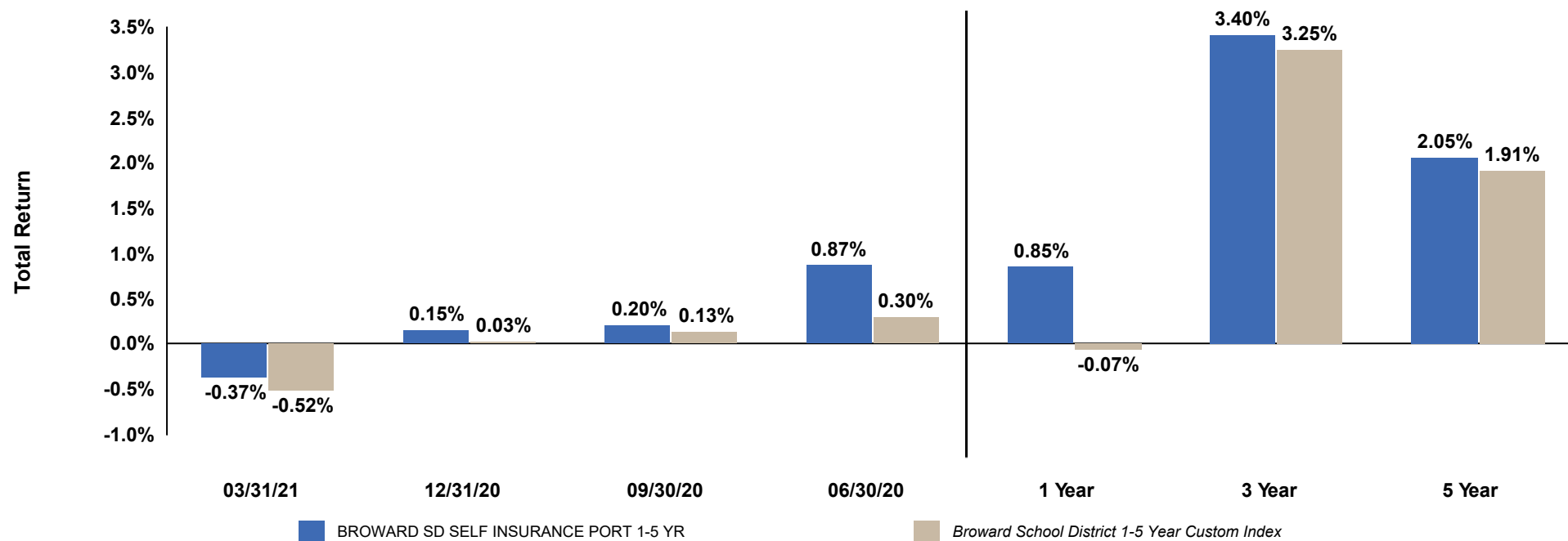
Portfolio/Benchmark	Effective Duration	Quarter Ended				1 Year	Annualized Return	
		03/31/21	12/31/20	09/30/20	06/30/20		3 Year	5 Year
BROWARD SD SELF INSURANCE PORT 1-5 YR	2.52	-0.37%	0.15%	0.20%	0.87%	0.85%	3.40%	2.05%
<i>Broward School District 1-5 Year Custom Index</i>	2.60	-0.52%	0.03%	0.13%	0.30%	-0.07%	3.25%	1.91%
Difference		0.15%	0.12%	0.07%	0.57%	0.92%	0.15%	0.14%



Portfolio performance is gross of fees unless otherwise indicated.

Portfolio Performance (Total Return)

Portfolio/Benchmark	Effective Duration	Quarter Ended				Annualized Return		
		03/31/21	12/31/20	09/30/20	06/30/20	1 Year	3 Year	5 Year
BROWARD SD SELF INSURANCE PORT 1-5 YR	2.52	-0.37%	0.15%	0.20%	0.87%	0.85%	3.40%	2.05%
<i>Net of Fees **</i>	-	-0.39%	0.13%	0.18%	0.85%	0.77%	3.33%	1.98%
Broward School District 1-5 Year Custom Index	2.60	-0.52%	0.03%	0.13%	0.30%	-0.07%	3.25%	1.91%
Difference (Gross)		0.15%	0.12%	0.07%	0.57%	0.92%	0.15%	0.14%
Difference (Net)		0.13%	0.10%	0.05%	0.55%	0.84%	0.08%	0.07%



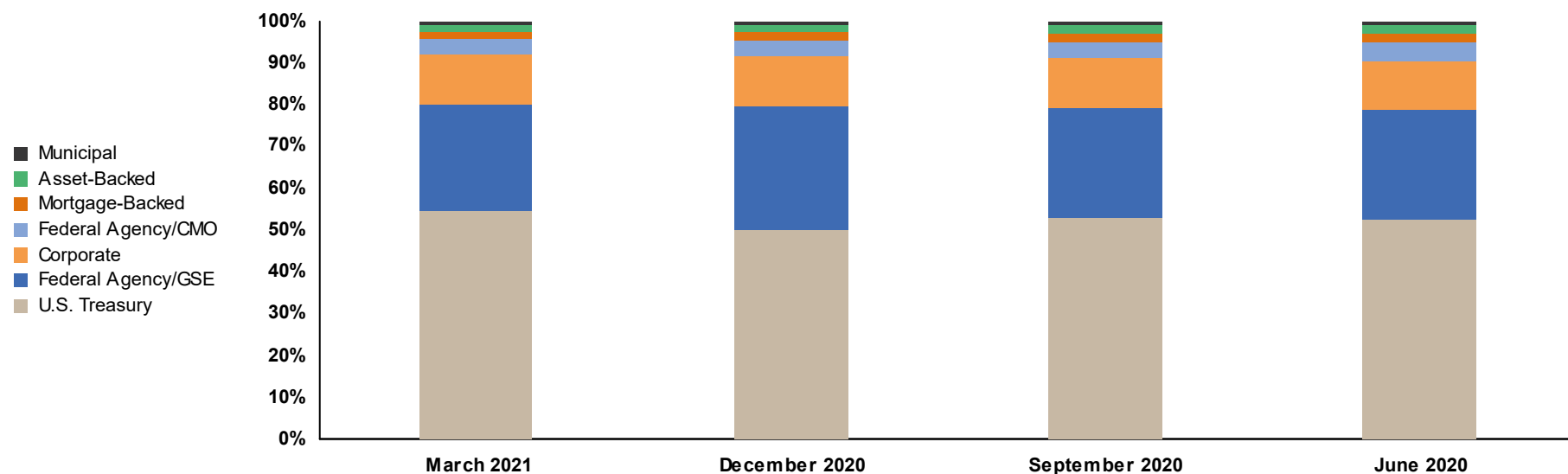
Portfolio performance is gross of fees unless otherwise indicated. ** Fees were calculated based on average assets during the period at the contractual rate.

Portfolio Earnings
Quarter-Ended March 31, 2021

	Market Value Basis	Accrual (Amortized Cost) Basis
Beginning Value (12/31/2020)	\$2,867,937.61	\$2,772,618.22
Net Purchases/Sales	(\$22,058.29)	(\$22,058.29)
Change in Value	(\$22,941.47)	\$2,718.48
Ending Value (03/31/2021)	\$2,822,937.85	\$2,753,278.41
Interest Earned	\$12,249.36	\$12,249.36
Portfolio Earnings	(\$10,692.11)	\$14,967.84

Sector Allocation

Sector	March 31, 2021		December 31, 2020		September 30, 2020		June 30, 2020	
	MV (\$MM)	% of Total	MV (\$MM)	% of Total	MV (\$MM)	% of Total	MV (\$MM)	% of Total
U.S. Treasury	1.5	54.4%	1.4	49.9%	1.5	52.8%	1.5	52.7%
Federal Agency/GSE	0.7	25.7%	0.9	29.9%	0.8	26.5%	0.8	26.2%
Corporate	0.3	11.8%	0.3	11.7%	0.3	11.6%	0.3	11.5%
Federal Agency/CMO	0.1	3.6%	0.1	3.9%	0.1	4.1%	0.1	4.4%
Mortgage-Backed	0.0	1.7%	0.1	1.9%	0.1	2.1%	0.1	2.2%
Asset-Backed	0.0	1.7%	0.0	1.6%	0.1	1.8%	0.1	2.0%
Municipal	0.0	1.1%	0.0	1.1%	0.0	1.1%	0.0	1.0%
Total	\$2.8	100.0%	\$2.9	100.0%	\$2.9	100.0%	\$2.9	100.0%

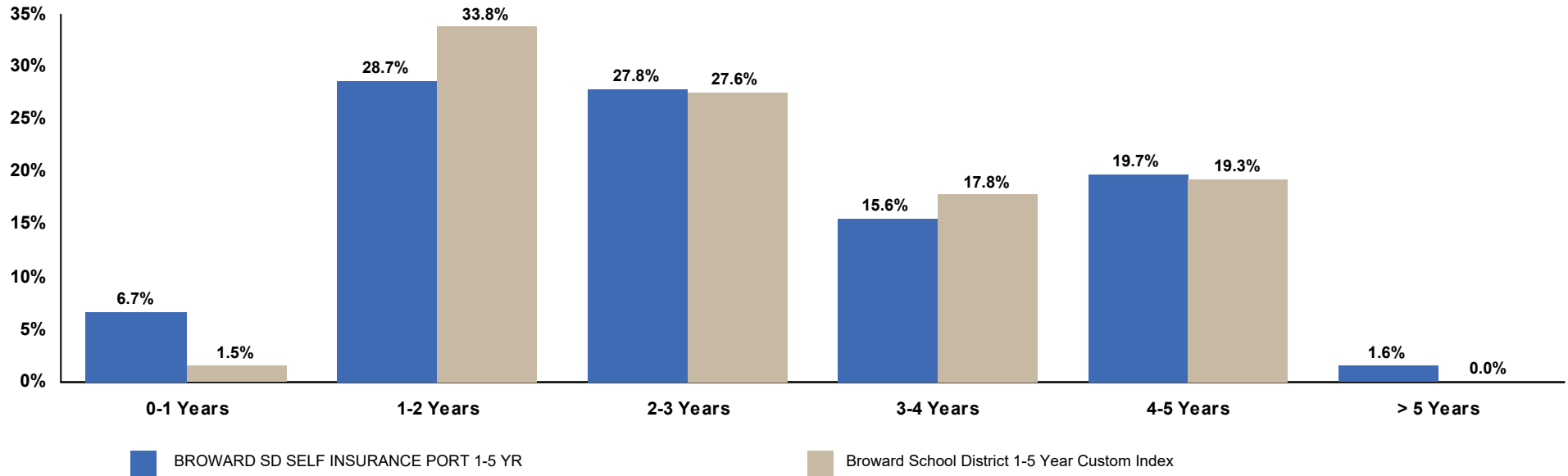


Detail may not add to total due to rounding.

Maturity Distribution

As of March 31, 2021

Portfolio/Benchmark	Yield at Market	Average Maturity	0-1 Years	1-2 Years	2-3 Years	3-4 Years	4-5 Years	>5 Years
BROWARD SD SELF INSURANCE PORT 1-5 YR	0.50%	2.73 yrs	6.7%	28.7%	27.8%	15.6%	19.7%	1.6%
Broward School District 1-5 Year Custom Index	0.37%	2.74 yrs	1.5%	33.8%	27.6%	17.8%	19.3%	0.0%

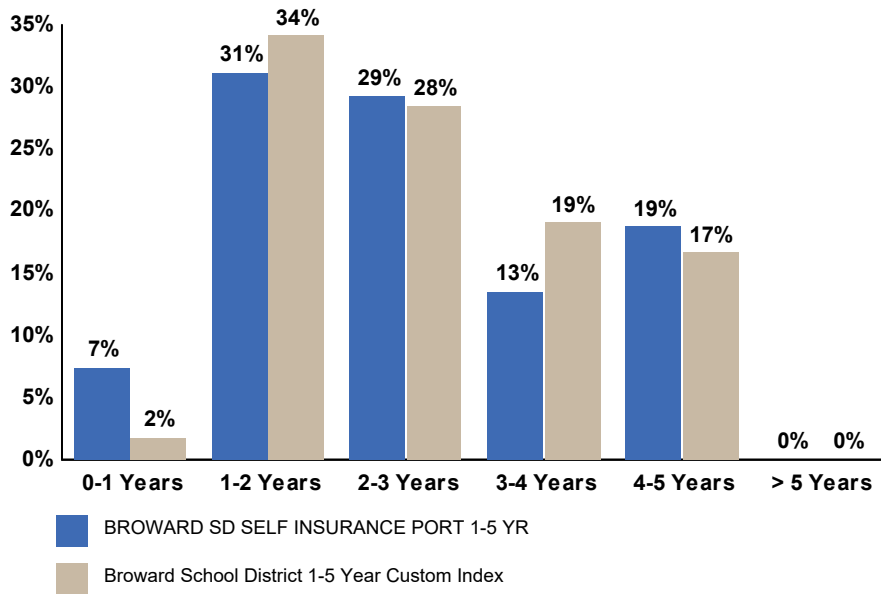


Duration Distribution

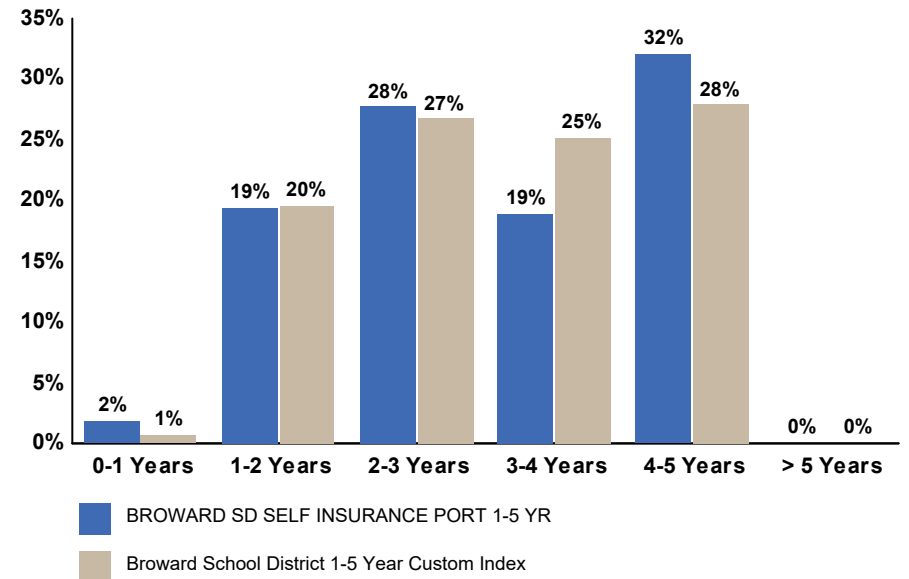
As of March 31, 2021

Portfolio / Benchmark	Effective Duration	0-1 YEARS	1-2 YEARS	2-3 YEARS	3-4 YEARS	4-5 YEARS	> 5 YEARS
BROWARD SD SELF INSURANCE PORT 1-5 YR	2.52	7.4%	31.2%	29.3%	13.4%	18.7%	0.0%
Broward School District 1-5 Year Custom Index	2.60	1.8%	34.1%	28.4%	19.0%	16.6%	0.0%

Distribution by Effective Duration



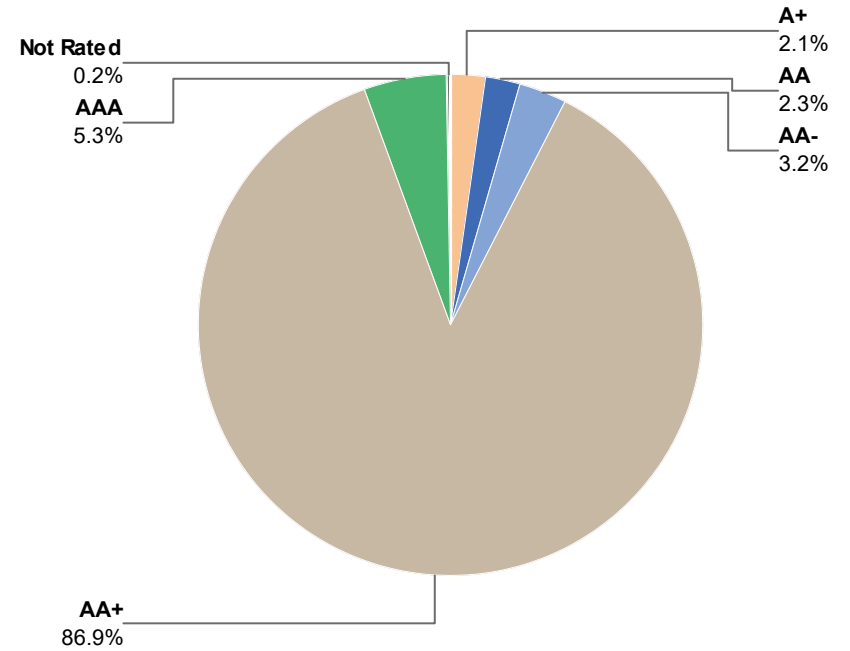
Contribution to Portfolio Duration



Credit Quality

As of March 31, 2021

S&P Rating	Market Value (\$)	% of Portfolio
AA+	\$2,453,811	86.9%
AAA	\$149,939	5.3%
AA-	\$90,990	3.2%
AA	\$63,893	2.3%
A+	\$59,315	2.1%
Not Rated	\$4,990	0.2%
Totals	\$2,822,938	100.0%



Detail may not add to total due to rounding.

Issuer Distribution

As of March 31, 2021

Issuer	Market Value (\$)	% of Portfolio
UNITED STATES TREASURY	1,536,604	54.4%
FANNIE MAE	524,728	18.6%
FREDDIE MAC	351,815	12.5%
MICROSOFT CORP	63,933	2.3%
WAL-MART STORES INC	63,893	2.3%
EXXON MOBIL CORP	60,990	2.2%
TOYOTA MOTOR CORP	59,315	2.1%
JOHNSON & JOHNSON	44,483	1.6%
APPLE INC	40,663	1.4%
STATE OF CALIFORNIA	30,000	1.1%
CAPITAL ONE FINANCIAL CORP	25,493	0.9%
GM FINANCIAL CONSUMER AUTOMOBILE TRUST	16,031	0.6%
JOHN DEERE OWNER TRUST	4,990	0.2%
Grand Total:	2,822,938	100.0%

Top 5 = 90.0%

Top 10 = 98.4%

Sector/Issuer Distribution

As of March 31, 2021

Sector / Issuer	Market Value (\$)	% of Sector	% of Total Portfolio
Asset-Backed			
CAPITAL ONE FINANCIAL CORP	25,493	54.8%	0.9%
GM FINANCIAL CONSUMER AUTOMOBILE TRUST	16,031	34.5%	0.6%
JOHN DEERE OWNER TRUST	4,990	10.7%	0.2%
Sector Total	46,513	100.0%	1.6%
Corporate			
APPLE INC	40,663	12.2%	1.4%
EXXON MOBIL CORP	60,990	18.3%	2.2%
JOHNSON & JOHNSON	44,483	13.3%	1.6%
MICROSOFT CORP	63,933	19.2%	2.3%
TOYOTA MOTOR CORP	59,315	17.8%	2.1%
WAL-MART STORES INC	63,893	19.2%	2.3%
Sector Total	333,278	100.0%	11.8%
Federal Agency/CMO			
FANNIE MAE	3,314	3.3%	0.1%
FREDDIE MAC	98,077	96.7%	3.5%
Sector Total	101,392	100.0%	3.6%

Sector / Issuer	Market Value (\$)	% of Sector	% of Total Portfolio
Federal Agency/GSE			
FANNIE MAE	472,849	65.1%	16.8%
FREDDIE MAC	253,738	34.9%	9.0%
Sector Total	726,587	100.0%	25.7%
Mortgage-Backed			
FANNIE MAE	48,565	100.0%	1.7%
Sector Total	48,565	100.0%	1.7%
Municipal			
STATE OF CALIFORNIA	30,000	100.0%	1.1%
Sector Total	30,000	100.0%	1.1%
U.S. Treasury			
UNITED STATES TREASURY	1,536,604	100.0%	54.4%
Sector Total	1,536,604	100.0%	54.4%
Portfolio Total	2,822,938	100.0%	100.0%

Quarterly Portfolio Transactions

Trade Date	Settle Date	Par (\$)	CUSIP	Security Description	Coupon	Maturity Date	Transact Amt (\$)	Yield at Market	Realized G/L (BV)
BUY									
1/12/21	1/13/21	95,000	91282CBD2	US TREASURY NOTES	0.12%	12/31/22	94,963.44	0.15%	
3/2/21	3/10/21	5,000	47788UAC6	JDOT 2021-A A3	0.36%	9/15/25	4,999.04	0.36%	
3/10/21	3/10/21	50,000	912828Z52	US TREASURY NOTES	1.37%	1/31/25	51,626.86	0.57%	
3/10/21	3/10/21	65,000	91282CBH3	US TREASURY NOTES	0.37%	1/31/26	63,707.82	0.80%	
Total BUY		215,000					215,297.16		
INTEREST									
1/1/21	1/25/21	9,094	3136B1XP4	FNA 2018-M5 A2	3.56%	9/1/21	26.98		
1/1/21	1/25/21	8,566	3140Q9EN9	FN CA1940	4.00%	6/1/28	28.55		
1/1/21	1/25/21	9,339	3140J94Y4	FANNIE MAE POOL	2.50%	3/1/29	19.46		
1/1/21	1/25/21	2,055	3137FKK39	FHMS KP05 A	3.20%	7/1/23	5.48		
1/1/21	1/25/21	15,000	3137AWQH1	FHLMC MULTIFAMILY STRUCTURED P	2.30%	8/1/22	28.84		
1/1/21	1/25/21	6,250	3138EJH50	FNMA POOL #AL2051	3.50%	6/1/26	18.23		
1/1/21	1/25/21	7,870	3138EJR42	FNMA POOL #AL2306	3.50%	6/1/27	22.95		
1/1/21	1/25/21	3,798	3137AUPD5	FHLMC MULTIFAMILY STRUCTURED	1.60%	1/1/22	5.07		
1/1/21	1/25/21	20,000	3137BHXY8	FHLMC MULTIFAMILY STRUCTURED P	2.79%	1/1/22	46.52		
1/1/21	1/25/21	4,527	31418ARF7	FANNIE MAE POOL	2.00%	3/1/23	7.55		
1/1/21	1/25/21	12,740	3137BKRH5	FHMS K047 A1	2.82%	12/1/24	30.01		
1/1/21	1/25/21	6,357	3138EJJA7	FANNIE MAE POOL	3.50%	8/1/26	18.54		
1/1/21	1/25/21	8,364	31418CJK1	FN MA2965	2.50%	4/1/27	17.43		
1/1/21	1/25/21	22,897	3137BPVZ9	FHLMC MULTIFAMILY K055 A1	2.26%	4/1/25	43.18		
1/1/21	1/25/21	22,929	3137BLMY1	FHLMC SERIES K049 A1	2.47%	3/1/25	47.29		
1/5/21	1/5/21	120,000	3135G0S38	FANNIE MAE NOTES	2.00%	1/5/22	1,200.00		
1/8/21	1/8/21	55,000	89236TFS9	TOYOTA MOTOR CREDIT CORP CORP NOTES	3.35%	1/8/24	921.25		

BROWARD SD SELF INSURANCE PORT 1-5 YR

Portfolio Activity

Trade Date	Settle Date	Par (\$)	CUSIP	Security Description	Coupon	Maturity Date	Transact Amt (\$)	Yield at Market	Realized G/L (BV)
1/11/21	1/11/21	30,000	3135G0U92	FANNIE MAE NOTES	2.62%	1/11/22	393.75		
1/15/21	1/15/21	25,000	14041NFU0	COMET 2019-A2 A2	1.72%	8/15/24	35.83		
1/16/21	1/16/21	20,060	38013FAD3	GMCAR 2018-4 A3	3.21%	10/16/23	53.66		
1/21/21	1/21/21	100,000	3137EAEU9	FREDDIE MAC NOTES	0.37%	7/21/25	185.42		
1/31/21	1/31/21	110,000	912828P38	US TREASURY NOTES	1.75%	1/31/23	962.50		
1/31/21	1/31/21	75,000	912828P4	US TREASURY NOTES	1.87%	7/31/22	703.13		
1/31/21	1/31/21	55,000	912828Z52	US TREASURY NOTES	1.37%	1/31/25	378.13		
1/31/21	1/31/21	10,000	912828XQ8	US TREASURY NOTES	2.00%	7/31/22	100.00		
1/31/21	1/31/21	100,000	912828Y61	US TREASURY NOTES	2.75%	7/31/23	1,375.00		
2/1/21	2/25/21	2,052	3137FKK39	FHMS KP05 A	3.20%	7/1/23	5.48		
2/1/21	2/25/21	6,030	3138EJH50	FNMA POOL #AL2051	3.50%	6/1/26	17.59		
2/1/21	2/25/21	8,352	3140Q9EN9	FN CA1940	4.00%	6/1/28	27.84		
2/1/21	2/25/21	15,000	3137AWQH1	FHLMC MULTIFAMILY STRUCTURED P	2.30%	8/1/22	28.84		
2/1/21	2/25/21	12,498	3137BKRH5	FHMS K047 A1	2.82%	12/1/24	29.44		
2/1/21	2/25/21	3,564	3136B1XP4	FNA 2018-M5 A2	3.56%	9/1/21	10.57		
2/1/21	2/25/21	3,505	3137AUPD5	FHLMC MULTIFAMILY STRUCTURED	1.60%	1/1/22	4.68		
2/1/21	2/25/21	7,552	3138EJR42	FNMA POOL #AL2306	3.50%	6/1/27	22.03		
2/1/21	2/25/21	22,706	3137BPVZ9	FHLMC MULTIFAMILY K055 A1	2.26%	4/1/25	42.82		
2/1/21	2/25/21	4,237	31418ARF7	FANNIE MAE POOL	2.00%	3/1/23	7.06		
2/1/21	2/25/21	9,070	3140J94Y4	FANNIE MAE POOL	2.50%	3/1/29	18.90		
2/1/21	2/25/21	22,557	3137BLMY1	FHLMC SERIES K049 A1	2.47%	3/1/25	46.52		
2/1/21	2/25/21	8,110	31418CJK1	FN MA2965	2.50%	4/1/27	16.90		
2/1/21	2/25/21	6,152	3138EJJA7	FANNIE MAE POOL	3.50%	8/1/26	17.94		
2/1/21	2/25/21	20,000	3137BHXY8	FHLMC MULTIFAMILY STRUCTURED P	2.79%	1/1/22	48.14		
2/6/21	2/6/21	60,000	594918BX1	MICROSOFT CORP(CALLABLE) NOTE	2.87%	2/6/24	862.50		
2/9/21	2/9/21	40,000	037833AY6	APPLE INC CORP NOTES	2.15%	2/9/22	430.00		
2/15/21	2/15/21	25,000	14041NFU0	COMET 2019-A2 A2	1.72%	8/15/24	35.83		
2/16/21	2/16/21	18,560	38013FAD3	GMCAR 2018-4 A3	3.21%	10/16/23	49.65		
3/1/21	3/1/21	45,000	478160CN2	JOHNSON & JOHNSON CORPORATE NOTES	0.55%	9/1/25	127.88		
3/1/21	3/25/21	22,497	3137BPVZ9	FHLMC MULTIFAMILY K055 A1	2.26%	4/1/25	42.43		

BROWARD SD SELF INSURANCE PORT 1-5 YR

Portfolio Activity

Trade Date	Settle Date	Par (\$)	CUSIP	Security Description	Coupon	Maturity Date	Transact Amt (\$)	Yield at Market	Realized G/L (BV)
3/1/21	3/25/21	8,064	3140Q9EN9	FN CA1940	4.00%	6/1/28	26.88		
3/1/21	3/25/21	19,830	3137BHXY8	FHLMC MULTIFAMILY STRUCTURED P	2.79%	1/1/22	46.12		
3/1/21	3/25/21	7,879	31418CJK1	FN MA2965	2.50%	4/1/27	16.41		
3/1/21	3/25/21	12,255	3137BKRH5	FHMS K047 A1	2.82%	12/1/24	28.87		
3/1/21	3/25/21	8,790	3140J94Y4	FANNIE MAE POOL	2.50%	3/1/29	18.31		
3/1/21	3/25/21	2,049	3137FKK39	FHMS KP05 A	3.20%	7/1/23	5.47		
3/1/21	3/25/21	5,785	3138EJH50	FNMA POOL #AL2051	3.50%	6/1/26	16.87		
3/1/21	3/25/21	15,000	3137AWQH1	FHLMC MULTIFAMILY STRUCTURED P	2.30%	8/1/22	28.84		
3/1/21	3/25/21	3,907	31418ARF7	FANNIE MAE POOL	2.00%	3/1/23	6.51		
3/1/21	3/25/21	5,966	3138EJJA7	FANNIE MAE POOL	3.50%	8/1/26	17.40		
3/1/21	3/25/21	3,211	3137AUPD5	FHLMC MULTIFAMILY STRUCTURED	1.60%	1/1/22	4.29		
3/1/21	3/25/21	3,435	3136B1XP4	FNA 2018-M5 A2	3.56%	9/1/21	10.19		
3/1/21	3/25/21	22,184	3137BLMY1	FHLMC SERIES K049 A1	2.47%	3/1/25	45.76		
3/1/21	3/25/21	7,232	3138EJR42	FNMA POOL #AL2306	3.50%	6/1/27	21.09		
3/6/21	3/6/21	60,000	30231GAJ1	EXXON MOBIL CORP (CALLABLE) NOTE	2.39%	3/6/22	719.10		
3/15/21	3/15/21	25,000	14041NFU0	COMET 2019-A2 A2	1.72%	8/15/24	35.83		
3/16/21	3/16/21	17,114	38013FAD3	GMCAR 2018-4 A3	3.21%	10/16/23	45.78		
3/31/21	3/31/21	160,000	9128284D9	US TREASURY NOTES	2.50%	3/31/23	2,000.00		
3/31/21	3/31/21	200,000	912828L57	US TREASURY NOTES	1.75%	9/30/22	1,750.00		
Total INTEREST		1,809,993					13,411.51		

PAYDOWNS

1/1/21	1/25/21	205	3138EJJA7	FANNIE MAE POOL	3.50%	8/1/26	205.28		0.00
1/1/21	1/25/21	191	3137BPVZ9	FHLMC MULTIFAMILY K055 A1	2.26%	4/1/25	190.99		0.00
1/1/21	1/25/21	290	31418ARF7	FANNIE MAE POOL	2.00%	3/1/23	289.91		0.00
1/1/21	1/25/21	269	3140J94Y4	FANNIE MAE POOL	2.50%	3/1/29	269.27		0.00
1/1/21	1/25/21	372	3137BLMY1	FHLMC SERIES K049 A1	2.47%	3/1/25	371.54		0.00
1/1/21	1/25/21	293	3137AUPD5	FHLMC MULTIFAMILY STRUCTURED	1.60%	1/1/22	293.39		0.00

BROWARD SD SELF INSURANCE PORT 1-5 YR

Portfolio Activity

Trade Date	Settle Date	Par (\$)	CUSIP	Security Description	Coupon	Maturity Date	Transact Amt (\$)	Yield at Market	Realized G/L (BV)
1/1/21	1/25/21	3	3137FKK39	FHMS KP05 A	3.20%	7/1/23	2.77		0.00
1/1/21	1/25/21	242	3137BKRH5	FHMS K047 A1	2.82%	12/1/24	242.28		0.00
1/1/21	1/25/21	221	3138EJH50	FNMA POOL #AL2051	3.50%	6/1/26	220.66		0.00
1/1/21	1/25/21	5,530	3136B1XP4	FNA 2018-M5 A2	3.56%	9/1/21	5,530.03		0.00
1/1/21	1/25/21	254	31418CJK1	FN MA2965	2.50%	4/1/27	254.03		0.00
1/1/21	1/25/21	318	3138EJR42	FNMA POOL #AL2306	3.50%	6/1/27	318.07		0.00
1/1/21	1/25/21	214	3140Q9EN9	FN CA1940	4.00%	6/1/28	213.81		0.00
1/16/21	1/16/21	1,501	38013FAD3	GMCAR 2018-4 A3	3.21%	10/16/23	1,500.56		0.00
2/1/21	2/25/21	373	3137BLMY1	FHLMC SERIES K049 A1	2.47%	3/1/25	372.82		0.00
2/1/21	2/25/21	129	3136B1XP4	FNA 2018-M5 A2	3.56%	9/1/21	128.54		0.00
2/1/21	2/25/21	243	3137BKRH5	FHMS K047 A1	2.82%	12/1/24	243.07		0.00
2/1/21	2/25/21	294	3137AUPD5	FHLMC MULTIFAMILY STRUCTURED	1.60%	1/1/22	294.44		0.00
2/1/21	2/25/21	3	3137FKK39	FHMS KP05 A	3.20%	7/1/23	2.79		0.00
2/1/21	2/25/21	185	3138EJJA7	FANNIE MAE POOL	3.50%	8/1/26	185.36		0.00
2/1/21	2/25/21	209	3137BPVZ9	FHLMC MULTIFAMILY K055 A1	2.26%	4/1/25	208.94		0.00
2/1/21	2/25/21	330	31418ARF7	FANNIE MAE POOL	2.00%	3/1/23	330.33		0.00
2/1/21	2/25/21	280	3140J94Y4	FANNIE MAE POOL	2.50%	3/1/29	279.93		0.00
2/1/21	2/25/21	244	3138EJH50	FNMA POOL #AL2051	3.50%	6/1/26	244.11		0.00
2/1/21	2/25/21	231	31418CJK1	FN MA2965	2.50%	4/1/27	231.31		0.00
2/1/21	2/25/21	288	3140Q9EN9	FN CA1940	4.00%	6/1/28	287.95		0.00
2/1/21	2/25/21	170	3137BHXY8	FHLMC MULTIFAMILY STRUCTURED P	2.79%	1/1/22	170.07		0.00
2/1/21	2/25/21	320	3138EJR42	FNMA POOL #AL2306	3.50%	6/1/27	320.17		0.00
2/16/21	2/16/21	1,446	38013FAD3	GMCAR 2018-4 A3	3.21%	10/16/23	1,445.55		0.00
3/1/21	3/25/21	237	3138EJJA7	FANNIE MAE POOL	3.50%	8/1/26	237.31		0.00
3/1/21	3/25/21	40	3137BHXY8	FHLMC MULTIFAMILY STRUCTURED P	2.79%	1/1/22	39.63		0.00
3/1/21	3/25/21	452	3137BLMY1	FHLMC SERIES K049 A1	2.47%	3/1/25	452.10		0.00
3/1/21	3/25/21	293	3137BKRH5	FHMS K047 A1	2.82%	12/1/24	293.27		0.00
3/1/21	3/25/21	343	3137BPVZ9	FHLMC MULTIFAMILY K055 A1	2.26%	4/1/25	343.21		0.00
3/1/21	3/25/21	341	31418CJK1	FN MA2965	2.50%	4/1/27	340.90		0.00
3/1/21	3/25/21	3	3137FKK39	FHMS KP05 A	3.20%	7/1/23	3.13		0.00

BROWARD SD SELF INSURANCE PORT 1-5 YR

Portfolio Activity

Trade Date	Settle Date	Par (\$)	CUSIP	Security Description	Coupon	Maturity Date	Transact Amt (\$)	Yield at Market	Realized G/L (BV)
3/1/21	3/25/21	236	3138EJR42	FNMA POOL #AL2306	3.50%	6/1/27	236.32		0.00
3/1/21	3/25/21	229	3140J94Y4	FANNIE MAE POOL	2.50%	3/1/29	229.35		0.00
3/1/21	3/25/21	345	3137AUPD5	FHLMC MULTIFAMILY STRUCTURED	1.60%	1/1/22	345.26		0.00
3/1/21	3/25/21	175	3140Q9EN9	FN CA1940	4.00%	6/1/28	174.76		0.00
3/1/21	3/25/21	251	31418ARF7	FANNIE MAE POOL	2.00%	3/1/23	250.51		0.00
3/1/21	3/25/21	196	3138EJH50	FNMA POOL #AL2051	3.50%	6/1/26	195.83		0.00
3/1/21	3/25/21	121	3136B1XP4	FNA 2018-M5 A2	3.56%	9/1/21	120.75		0.00
3/16/21	3/16/21	1,315	38013FAD3	GMCAR 2018-4 A3	3.21%	10/16/23	1,314.85		0.00
Total PAYDOWNS		19,225					19,225.15		0.00
SELL									
1/12/21	1/13/21	95,000	912828D72	US TREASURY NOTES	2.00%	8/31/21	96,855.24		960.87
3/10/21	3/10/21	120,000	3135G0S38	FANNIE MAE NOTES	2.00%	1/5/22	122,314.93		1,843.25
Total SELL		215,000					219,170.17		2,804.12

Quarterly Portfolio Transactions

Tran. Type	Trade Date	Settle Date	Par (\$)	CUSIP	Security Description	Coupon	Maturity Date	Transact Amt (\$)	Yield	Realized G/L (BV)
INTEREST	1/1/21	1/25/21	9,093.72	3136B1XP4	FNA 2018-M5 A2	3.56%	9/1/21	26.98		
INTEREST	1/1/21	1/25/21	8,565.83	3140Q9EN9	FN CA1940	4.00%	6/1/28	28.55		
INTEREST	1/1/21	1/25/21	9,339.46	3140J94Y4	FANNIE MAE POOL	2.50%	3/1/29	19.46		
INTEREST	1/1/21	1/25/21	2,054.90	3137FKK39	FHMS KP05 A	3.20%	7/1/23	5.48		
INTEREST	1/1/21	1/25/21	15,000.00	3137AWQH1	FHLMC MULTIFAMILY STRUCTURED P	2.30%	8/1/22	28.84		
INTEREST	1/1/21	1/25/21	6,250.20	3138EJH50	FNMA POOL #AL2051	3.50%	6/1/26	18.23		
INTEREST	1/1/21	1/25/21	7,870.24	3138EJR42	FNMA POOL #AL2306	3.50%	6/1/27	22.95		
INTEREST	1/1/21	1/25/21	3,798.43	3137AUPD5	FHLMC MULTIFAMILY STRUCTURED	1.60%	1/1/22	5.07		
INTEREST	1/1/21	1/25/21	20,000.00	3137BHXY8	FHLMC MULTIFAMILY STRUCTURED P	2.79%	1/1/22	46.52		
INTEREST	1/1/21	1/25/21	4,527.40	31418ARF7	FANNIE MAE POOL	2.00%	3/1/23	7.55		
INTEREST	1/1/21	1/25/21	12,740.29	3137BKRH5	FHMS K047 A1	2.82%	12/1/24	30.01		
INTEREST	1/1/21	1/25/21	6,357.07	3138EJJA7	FANNIE MAE POOL	3.50%	8/1/26	18.54		
INTEREST	1/1/21	1/25/21	8,364.43	31418CJK1	FN MA2965	2.50%	4/1/27	17.43		
INTEREST	1/1/21	1/25/21	22,896.81	3137BPVZ9	FHLMC MULTIFAMILY K055 A1	2.26%	4/1/25	43.18		
INTEREST	1/1/21	1/25/21	22,928.83	3137BLMY1	FHLMC SERIES K049 A1	2.47%	3/1/25	47.29		
PAYDOWNS	1/1/21	1/25/21	205.28	3138EJJA7	FANNIE MAE POOL	3.50%	8/1/26	205.28		0.00
PAYDOWNS	1/1/21	1/25/21	190.99	3137BPVZ9	FHLMC MULTIFAMILY K055 A1	2.26%	4/1/25	190.99		0.00
PAYDOWNS	1/1/21	1/25/21	289.91	31418ARF7	FANNIE MAE POOL	2.00%	3/1/23	289.91		0.00
PAYDOWNS	1/1/21	1/25/21	269.27	3140J94Y4	FANNIE MAE POOL	2.50%	3/1/29	269.27		0.00
PAYDOWNS	1/1/21	1/25/21	371.54	3137BLMY1	FHLMC SERIES K049 A1	2.47%	3/1/25	371.54		0.00

BROWARD SD SELF INSURANCE PORT 1-5 YR

Portfolio Activity

Tran. Type	Trade Date	Settle Date	Par (\$)	CUSIP	Security Description	Coupon	Maturity Date	Transact Amt (\$)	Yield	Realized G/L (BV)
PAYDOWNS	1/1/21	1/25/21	293.39	3137AUPD5	FHLMC MULTIFAMILY STRUCTURED	1.60%	1/1/22	293.39		0.00
PAYDOWNS	1/1/21	1/25/21	2.77	3137FKK39	FHMS KP05 A	3.20%	7/1/23	2.77		0.00
PAYDOWNS	1/1/21	1/25/21	242.28	3137BKRH5	FHMS K047 A1	2.82%	12/1/24	242.28		0.00
PAYDOWNS	1/1/21	1/25/21	220.66	3138EJH50	FNMA POOL #AL2051	3.50%	6/1/26	220.66		0.00
PAYDOWNS	1/1/21	1/25/21	5,530.03	3136B1XP4	FNA 2018-M5 A2	3.56%	9/1/21	5,530.03		0.00
PAYDOWNS	1/1/21	1/25/21	254.03	31418CJK1	FN MA2965	2.50%	4/1/27	254.03		0.00
PAYDOWNS	1/1/21	1/25/21	318.07	3138EJR42	FNMA POOL #AL2306	3.50%	6/1/27	318.07		0.00
PAYDOWNS	1/1/21	1/25/21	213.81	3140Q9EN9	FN CA1940	4.00%	6/1/28	213.81		0.00
INTEREST	1/5/21	1/5/21	120,000.00	3135G0S38	FANNIE MAE NOTES	2.00%	1/5/22	1,200.00		
INTEREST	1/8/21	1/8/21	55,000.00	89236TFS9	TOYOTA MOTOR CREDIT CORP CORP NOTES	3.35%	1/8/24	921.25		
INTEREST	1/11/21	1/11/21	30,000.00	3135G0U92	FANNIE MAE NOTES	2.62%	1/11/22	393.75		
BUY	1/12/21	1/13/21	95,000.00	91282CBD2	US TREASURY NOTES	0.12%	12/31/22	(94,963.44)	0.15%	
SELL	1/12/21	1/13/21	95,000.00	912828D72	US TREASURY NOTES	2.00%	8/31/21	96,855.24		960.87
INTEREST	1/15/21	1/15/21	25,000.00	14041NFU0	COMET 2019-A2 A2	1.72%	8/15/24	35.83		
INTEREST	1/16/21	1/16/21	20,060.33	38013FAD3	GMCAR 2018-4 A3	3.21%	10/16/23	53.66		
PAYDOWNS	1/16/21	1/16/21	1,500.56	38013FAD3	GMCAR 2018-4 A3	3.21%	10/16/23	1,500.56		0.00
INTEREST	1/21/21	1/21/21	100,000.00	3137EAEU9	FREDDIE MAC NOTES	0.37%	7/21/25	185.42		
INTEREST	1/31/21	1/31/21	110,000.00	912828P38	US TREASURY NOTES	1.75%	1/31/23	962.50		
INTEREST	1/31/21	1/31/21	75,000.00	9128282P4	US TREASURY NOTES	1.87%	7/31/22	703.13		
INTEREST	1/31/21	1/31/21	55,000.00	912828Z52	US TREASURY NOTES	1.37%	1/31/25	378.13		
INTEREST	1/31/21	1/31/21	10,000.00	912828XQ8	US TREASURY NOTES	2.00%	7/31/22	100.00		
INTEREST	1/31/21	1/31/21	100,000.00	912828Y61	US TREASURY NOTES	2.75%	7/31/23	1,375.00		

BROWARD SD SELF INSURANCE PORT 1-5 YR

Portfolio Activity

Tran. Type	Trade Date	Settle Date	Par (\$)	CUSIP	Security Description	Coupon	Maturity Date	Transact Amt (\$)	Yield	Realized G/L (BV)
INTEREST	2/1/21	2/25/21	2,052.13	3137FKK39	FHMS KP05 A	3.20%	7/1/23	5.48		
INTEREST	2/1/21	2/25/21	6,029.54	3138EJH50	FNMA POOL #AL2051	3.50%	6/1/26	17.59		
INTEREST	2/1/21	2/25/21	8,352.02	3140Q9EN9	FN CA1940	4.00%	6/1/28	27.84		
INTEREST	2/1/21	2/25/21	15,000.00	3137AWQH1	FHLMC MULTIFAMILY STRUCTURED P	2.30%	8/1/22	28.84		
INTEREST	2/1/21	2/25/21	12,498.01	3137BKRH5	FHMS K047 A1	2.82%	12/1/24	29.44		
INTEREST	2/1/21	2/25/21	3,563.69	3136B1XP4	FNA 2018-M5 A2	3.56%	9/1/21	10.57		
INTEREST	2/1/21	2/25/21	3,505.04	3137AUPD5	FHLMC MULTIFAMILY STRUCTURED	1.60%	1/1/22	4.68		
INTEREST	2/1/21	2/25/21	7,552.17	3138EJR42	FNMA POOL #AL2306	3.50%	6/1/27	22.03		
INTEREST	2/1/21	2/25/21	22,705.82	3137BPVZ9	FHLMC MULTIFAMILY K055 A1	2.26%	4/1/25	42.82		
INTEREST	2/1/21	2/25/21	4,237.49	31418ARF7	FANNIE MAE POOL	2.00%	3/1/23	7.06		
INTEREST	2/1/21	2/25/21	9,070.19	3140J94Y4	FANNIE MAE POOL	2.50%	3/1/29	18.90		
INTEREST	2/1/21	2/25/21	22,557.29	3137BLMY1	FHLMC SERIES K049 A1	2.47%	3/1/25	46.52		
INTEREST	2/1/21	2/25/21	8,110.40	31418CJK1	FN MA2965	2.50%	4/1/27	16.90		
INTEREST	2/1/21	2/25/21	6,151.79	3138EJJA7	FANNIE MAE POOL	3.50%	8/1/26	17.94		
INTEREST	2/1/21	2/25/21	20,000.00	3137BHXY8	FHLMC MULTIFAMILY STRUCTURED P	2.79%	1/1/22	48.14		
PAYDOWNS	2/1/21	2/25/21	372.82	3137BLMY1	FHLMC SERIES K049 A1	2.47%	3/1/25	372.82		0.00
PAYDOWNS	2/1/21	2/25/21	128.54	3136B1XP4	FNA 2018-M5 A2	3.56%	9/1/21	128.54		0.00
PAYDOWNS	2/1/21	2/25/21	243.07	3137BKRH5	FHMS K047 A1	2.82%	12/1/24	243.07		0.00
PAYDOWNS	2/1/21	2/25/21	294.44	3137AUPD5	FHLMC MULTIFAMILY STRUCTURED	1.60%	1/1/22	294.44		0.00
PAYDOWNS	2/1/21	2/25/21	2.79	3137FKK39	FHMS KP05 A	3.20%	7/1/23	2.79		0.00
PAYDOWNS	2/1/21	2/25/21	185.36	3138EJJA7	FANNIE MAE POOL	3.50%	8/1/26	185.36		0.00
PAYDOWNS	2/1/21	2/25/21	208.94	3137BPVZ9	FHLMC MULTIFAMILY K055 A1	2.26%	4/1/25	208.94		0.00

BROWARD SD SELF INSURANCE PORT 1-5 YR

Portfolio Activity

Tran. Type	Trade Date	Settle Date	Par (\$)	CUSIP	Security Description	Coupon	Maturity Date	Transact Amt (\$)	Yield	Realized G/L (BV)
PAYDOWNS	2/1/21	2/25/21	330.33	31418ARF7	FANNIE MAE POOL	2.00%	3/1/23	330.33		0.00
PAYDOWNS	2/1/21	2/25/21	279.93	3140J94Y4	FANNIE MAE POOL	2.50%	3/1/29	279.93		0.00
PAYDOWNS	2/1/21	2/25/21	244.11	3138EJH50	FNMA POOL #AL2051	3.50%	6/1/26	244.11		0.00
PAYDOWNS	2/1/21	2/25/21	231.31	31418CJK1	FN MA2965	2.50%	4/1/27	231.31		0.00
PAYDOWNS	2/1/21	2/25/21	287.95	3140Q9EN9	FN CA1940	4.00%	6/1/28	287.95		0.00
PAYDOWNS	2/1/21	2/25/21	170.07	3137BHXY8	FHLMC MULTIFAMILY STRUCTURED P	2.79%	1/1/22	170.07		0.00
PAYDOWNS	2/1/21	2/25/21	320.17	3138EJR42	FNMA POOL #AL2306	3.50%	6/1/27	320.17		0.00
INTEREST	2/6/21	2/6/21	60,000.00	594918BX1	MICROSOFT CORP(CALLABLE) NOTE	2.87%	2/6/24	862.50		
INTEREST	2/9/21	2/9/21	40,000.00	037833AY6	APPLE INC CORP NOTES	2.15%	2/9/22	430.00		
INTEREST	2/15/21	2/15/21	25,000.00	14041NFU0	COMET 2019-A2 A2	1.72%	8/15/24	35.83		
INTEREST	2/16/21	2/16/21	18,559.77	38013FAD3	GMCAR 2018-4 A3	3.21%	10/16/23	49.65		
PAYDOWNS	2/16/21	2/16/21	1,445.55	38013FAD3	GMCAR 2018-4 A3	3.21%	10/16/23	1,445.55		0.00
INTEREST	3/1/21	3/1/21	45,000.00	478160CN2	JOHNSON & JOHNSON CORPORATE NOTES	0.55%	9/1/25	127.88		
INTEREST	3/1/21	3/25/21	22,496.88	3137BPVZ9	FHLMC MULTIFAMILY K055 A1	2.26%	4/1/25	42.43		
INTEREST	3/1/21	3/25/21	8,064.07	3140Q9EN9	FN CA1940	4.00%	6/1/28	26.88		
INTEREST	3/1/21	3/25/21	19,829.93	3137BHXY8	FHLMC MULTIFAMILY STRUCTURED P	2.79%	1/1/22	46.12		
INTEREST	3/1/21	3/25/21	7,879.09	31418CJK1	FN MA2965	2.50%	4/1/27	16.41		
INTEREST	3/1/21	3/25/21	12,254.94	3137BKRH5	FHMS K047 A1	2.82%	12/1/24	28.87		
INTEREST	3/1/21	3/25/21	8,790.26	3140J94Y4	FANNIE MAE POOL	2.50%	3/1/29	18.31		
INTEREST	3/1/21	3/25/21	2,049.34	3137FKK39	FHMS KP05 A	3.20%	7/1/23	5.47		
INTEREST	3/1/21	3/25/21	5,785.43	3138EJH50	FNMA POOL #AL2051	3.50%	6/1/26	16.87		
INTEREST	3/1/21	3/25/21	15,000.00	3137AWQH1	FHLMC MULTIFAMILY STRUCTURED P	2.30%	8/1/22	28.84		

BROWARD SD SELF INSURANCE PORT 1-5 YR

Portfolio Activity

Tran. Type	Trade Date	Settle Date	Par (\$)	CUSIP	Security Description	Coupon	Maturity Date	Transact Amt (\$)	Yield	Realized G/L (BV)
INTEREST	3/1/21	3/25/21	3,907.16	31418ARF7	FANNIE MAE POOL	2.00%	3/1/23	6.51		
INTEREST	3/1/21	3/25/21	5,966.43	3138EJJA7	FANNIE MAE POOL	3.50%	8/1/26	17.40		
INTEREST	3/1/21	3/25/21	3,210.60	3137AUPD5	FHLMC MULTIFAMILY STRUCTURED	1.60%	1/1/22	4.29		
INTEREST	3/1/21	3/25/21	3,435.15	3136B1XP4	FNA 2018-M5 A2	3.56%	9/1/21	10.19		
INTEREST	3/1/21	3/25/21	22,184.47	3137BLMY1	FHLMC SERIES K049 A1	2.47%	3/1/25	45.76		
INTEREST	3/1/21	3/25/21	7,232.00	3138EJR42	FNMA POOL #AL2306	3.50%	6/1/27	21.09		
PAYDOWNS	3/1/21	3/25/21	237.31	3138EJJA7	FANNIE MAE POOL	3.50%	8/1/26	237.31		0.00
PAYDOWNS	3/1/21	3/25/21	39.63	3137BHXY8	FHLMC MULTIFAMILY STRUCTURED P	2.79%	1/1/22	39.63		0.00
PAYDOWNS	3/1/21	3/25/21	452.10	3137BLMY1	FHLMC SERIES K049 A1	2.47%	3/1/25	452.10		0.00
PAYDOWNS	3/1/21	3/25/21	293.27	3137BKRH5	FHMS K047 A1	2.82%	12/1/24	293.27		0.00
PAYDOWNS	3/1/21	3/25/21	343.21	3137BPVZ9	FHLMC MULTIFAMILY K055 A1	2.26%	4/1/25	343.21		0.00
PAYDOWNS	3/1/21	3/25/21	340.90	31418CJK1	FN MA2965	2.50%	4/1/27	340.90		0.00
PAYDOWNS	3/1/21	3/25/21	3.13	3137FKK39	FHMS KP05 A	3.20%	7/1/23	3.13		0.00
PAYDOWNS	3/1/21	3/25/21	236.32	3138EJR42	FNMA POOL #AL2306	3.50%	6/1/27	236.32		0.00
PAYDOWNS	3/1/21	3/25/21	229.35	3140J94Y4	FANNIE MAE POOL	2.50%	3/1/29	229.35		0.00
PAYDOWNS	3/1/21	3/25/21	345.26	3137AUPD5	FHLMC MULTIFAMILY STRUCTURED	1.60%	1/1/22	345.26		0.00
PAYDOWNS	3/1/21	3/25/21	174.76	3140Q9EN9	FN CA1940	4.00%	6/1/28	174.76		0.00
PAYDOWNS	3/1/21	3/25/21	250.51	31418ARF7	FANNIE MAE POOL	2.00%	3/1/23	250.51		0.00
PAYDOWNS	3/1/21	3/25/21	195.83	3138EJH50	FNMA POOL #AL2051	3.50%	6/1/26	195.83		0.00
PAYDOWNS	3/1/21	3/25/21	120.75	3136B1XP4	FNA 2018-M5 A2	3.56%	9/1/21	120.75		0.00
BUY	3/2/21	3/10/21	5,000.00	47788UAC6	JDOT 2021-A A3	0.36%	9/15/25	(4,999.04)	0.36%	
INTEREST	3/6/21	3/6/21	60,000.00	30231GAJ1	EXXON MOBIL CORP (CALLABLE) NOTE	2.39%	3/6/22	719.10		

BROWARD SD SELF INSURANCE PORT 1-5 YR

Portfolio Activity

Tran. Type	Trade Date	Settle Date	Par (\$)	CUSIP	Security Description	Coupon	Maturity Date	Transact Amt (\$)	Yield	Realized G/L (BV)
BUY	3/10/21	3/10/21	50,000.00	912828Z52	US TREASURY NOTES	1.37%	1/31/25	(51,626.86)	0.57%	
BUY	3/10/21	3/10/21	65,000.00	91282CBH3	US TREASURY NOTES	0.37%	1/31/26	(63,707.82)	0.80%	
SELL	3/10/21	3/10/21	120,000.00	3135G0S38	FANNIE MAE NOTES	2.00%	1/5/22	122,314.93		1,843.25
INTEREST	3/15/21	3/15/21	25,000.00	14041NFU0	COMET 2019-A2 A2	1.72%	8/15/24	35.83		
INTEREST	3/16/21	3/16/21	17,114.22	38013FAD3	GMCAR 2018-4 A3	3.21%	10/16/23	45.78		
PAYDOWNS	3/16/21	3/16/21	1,314.85	38013FAD3	GMCAR 2018-4 A3	3.21%	10/16/23	1,314.85		0.00
INTEREST	3/31/21	3/31/21	160,000.00	9128284D9	US TREASURY NOTES	2.50%	3/31/23	2,000.00		
INTEREST	3/31/21	3/31/21	200,000.00	912828L57	US TREASURY NOTES	1.75%	9/30/22	1,750.00		
TOTALS								36,509.67		2,804.12

Managed Account Detail of Securities Held

Security Type/Description Dated Date/Coupon/Maturity	CUSIP	Par	S&P Rating	Moody's Rating	Trade Date	Settle Date	Original Cost	YTM at Cost	Accrued Interest	Amortized Cost	Market Value
U.S. Treasury Bond / Note											
US TREASURY NOTES DTD 07/31/2017 1.875% 07/31/2022	9128282P4	75,000.00	AA+	Aaa	9/1/2017	9/5/2017	75,541.99	1.72	233.08	75,147.15	76,757.81
US TREASURY NOTES DTD 07/31/2015 2.000% 07/31/2022	912828XQ8	10,000.00	AA+	Aaa	8/2/2017	8/3/2017	10,083.20	1.82	33.15	10,022.18	10,251.56
US TREASURY NOTES DTD 09/30/2015 1.750% 09/30/2022	912828L57	100,000.00	AA+	Aaa	12/4/2017	12/6/2017	98,210.94	2.14	4.78	99,443.65	102,421.88
US TREASURY NOTES DTD 09/30/2015 1.750% 09/30/2022	912828L57	100,000.00	AA+	Aaa	10/5/2017	10/10/2017	99,007.81	1.96	4.78	99,701.14	102,421.88
US TREASURY NOTES DTD 12/31/2020 0.125% 12/31/2022	91282CBD2	95,000.00	AA+	Aaa	1/12/2021	1/13/2021	94,959.18	0.15	29.85	94,963.62	94,955.46
US TREASURY NOTES DTD 02/01/2016 1.750% 01/31/2023	912828P38	85,000.00	AA+	Aaa	6/4/2018	6/6/2018	81,331.05	2.74	246.55	83,554.00	87,470.32
US TREASURY NOTES DTD 02/01/2016 1.750% 01/31/2023	912828P38	25,000.00	AA+	Aaa	7/2/2018	7/5/2018	23,936.52	2.75	72.51	24,573.59	25,726.56
US TREASURY NOTES DTD 04/02/2018 2.500% 03/31/2023	9128284D9	100,000.00	AA+	Aaa	7/5/2019	7/10/2019	102,433.59	1.82	6.83	101,304.48	104,671.88
US TREASURY NOTES DTD 04/02/2018 2.500% 03/31/2023	9128284D9	60,000.00	AA+	Aaa	4/1/2019	4/3/2019	60,459.37	2.30	4.10	60,229.68	62,803.13
US TREASURY NOTES DTD 07/31/2018 2.750% 07/31/2023	912828Y61	100,000.00	AA+	Aaa	9/5/2018	9/6/2018	99,898.44	2.77	455.80	99,951.69	105,906.25
US TREASURY NOTES DTD 10/31/2018 2.875% 10/31/2023	9128285K2	150,000.00	AA+	Aaa	1/30/2019	1/31/2019	152,091.80	2.56	1,810.77	151,137.58	160,078.13
US TREASURY NOTES DTD 01/03/2017 2.250% 12/31/2023	912828V23	60,000.00	AA+	Aaa	3/5/2019	3/6/2019	59,153.91	2.56	339.36	59,517.62	63,206.25
US TREASURY NOTES DTD 01/03/2017 2.250% 12/31/2023	912828V23	90,000.00	AA+	Aaa	1/7/2019	1/9/2019	88,790.63	2.54	509.05	89,331.75	94,809.38
US TREASURY NOTES DTD 06/30/2017 2.000% 06/30/2024	912828XX3	20,000.00	AA+	Aaa	1/9/2020	1/13/2020	20,279.69	1.67	100.55	20,203.50	21,012.50
US TREASURY NOTES DTD 06/30/2017 2.000% 06/30/2024	912828XX3	50,000.00	AA+	Aaa	8/1/2019	8/5/2019	50,521.48	1.78	251.38	50,345.32	52,531.25

Managed Account Detail of Securities Held

Security Type/Description Dated Date/Coupon/Maturity	CUSIP	Par	S&P Rating	Moody's Rating	Trade Date	Settle Date	Original Cost	YTM at Cost	Accrued Interest	Amortized Cost	Market Value
U.S. Treasury Bond / Note											
US TREASURY NOTES DTD 12/31/2019 1.750% 12/31/2024	912828YY0	145,000.00	AA+	Aaa	1/2/2020	1/6/2020	145,617.38	1.66	637.88	145,464.48	151,253.13
US TREASURY NOTES DTD 01/31/2020 1.375% 01/31/2025	912828Z52	55,000.00	AA+	Aaa	2/3/2020	2/5/2020	55,081.64	1.34	125.35	55,062.78	56,589.84
US TREASURY NOTES DTD 01/31/2020 1.375% 01/31/2025	912828Z52	50,000.00	AA+	Aaa	3/10/2021	3/10/2021	51,554.69	0.57	113.95	51,530.65	51,445.31
US TREASURY NOTES DTD 11/30/2020 0.375% 11/30/2025	91282CAZ4	50,000.00	AA+	Aaa	12/1/2020	12/3/2020	49,900.39	0.42	62.84	49,906.89	48,906.25
US TREASURY NOTES DTD 01/31/2021 0.375% 01/31/2026	91282CBH3	65,000.00	AA+	Aaa	3/10/2021	3/10/2021	63,682.23	0.80	40.40	63,698.44	63,385.15
Security Type Sub-Total		1,485,000.00					1,482,535.93	1.88	5,082.96	1,485,090.19	1,536,603.92
Municipal Bond / Note											
CA ST TXBL GO BONDS DTD 04/25/2018 2.800% 04/01/2021	13063DGA0	30,000.00	AA-	Aa2	4/18/2018	4/25/2018	30,001.20	2.80	420.00	30,000.00	30,000.00
Security Type Sub-Total		30,000.00					30,001.20	2.80	420.00	30,000.00	30,000.00
Federal Agency Mortgage-Backed Security											
FANNIE MAE POOL DTD 02/01/2013 2.000% 03/01/2023	31418ARF7	3,656.65	AA+	Aaa	4/4/2018	4/9/2018	3,612.51	2.26	6.09	3,639.38	3,748.81
FNMA POOL #AL2051 DTD 06/01/2012 3.500% 06/01/2026	3138EJH50	5,589.60	AA+	Aaa	4/13/2018	4/17/2018	5,690.91	3.25	16.30	5,654.03	5,971.95
FANNIE MAE POOL DTD 06/01/2012 3.500% 08/01/2026	3138EJJA7	5,729.12	AA+	Aaa	4/13/2018	4/17/2018	5,832.96	3.25	16.71	5,795.92	6,118.62
FN MA2965 DTD 03/01/2017 2.500% 04/01/2027	31418CJK1	7,538.19	AA+	Aaa	5/21/2019	5/24/2019	7,514.63	2.54	15.70	7,520.20	7,841.34
FNMA POOL #AL2306 DTD 08/01/2012 3.500% 06/01/2027	3138EJR42	6,995.68	AA+	Aaa	7/6/2018	7/9/2018	7,089.70	3.33	20.40	7,060.85	7,460.49

Managed Account Detail of Securities Held

Security Type/Description Dated Date/Coupon/Maturity	CUSIP	Par	S&P Rating	Moody's Rating	Trade Date	Settle Date	Original Cost	YTM at Cost	Accrued Interest	Amortized Cost	Market Value
Federal Agency Mortgage-Backed Security											
FN CA1940 DTD 06/01/2018 4.000% 06/01/2028	3140Q9EN9	7,889.31	AA+	Aaa	7/11/2018	7/12/2018	8,123.53	3.64	26.30	8,059.07	8,489.72
FANNIE MAE POOL DTD 01/01/2019 2.500% 03/01/2029	3140J94Y4	8,560.91	AA+	Aaa	8/15/2019	8/19/2019	8,697.36	2.31	17.84	8,674.20	8,933.69
Security Type Sub-Total		45,959.46					46,561.60	2.97	119.34	46,403.65	48,564.62
Federal Agency Collateralized Mortgage Obligation											
FNA 2018-M5 A2 DTD 04/01/2018 3.560% 09/01/2021	3136B1XP4	3,314.40	AA+	Aaa	4/11/2018	4/30/2018	3,380.32	2.93	9.83	3,322.67	3,314.40
FHLMC MULTIFAMILY STRUCTURED P DTD 05/01/2015 2.791% 01/01/2022	3137BHXY8	19,790.30	AA+	Aaa	5/16/2019	5/21/2019	19,913.99	2.54	46.03	19,825.88	20,051.24
FHLMC MULTIFAMILY STRUCTURED DTD 11/01/2012 1.603% 01/01/2022	3137AUPD5	2,865.34	AA+	Aaa	7/12/2018	7/17/2018	2,798.63	2.30	3.83	2,850.83	2,879.40
FHLMC MULTIFAMILY STRUCTURED P DTD 12/01/2012 2.307% 08/01/2022	3137AWQH1	15,000.00	AA+	Aaa	9/4/2019	9/9/2019	15,221.48	1.78	28.84	15,102.04	15,296.20
FHMS KP05 A DTD 12/01/2018 3.203% 07/01/2023	3137FKK39	2,046.21	AA+	Aaa	12/7/2018	12/17/2018	2,046.21	3.20	5.46	2,046.21	2,089.93
FHMS K047 A1 DTD 07/01/2015 2.827% 12/01/2024	3137BKRH5	11,961.67	AA+	Aaa	7/5/2019	7/10/2019	12,169.13	2.48	28.18	12,102.71	12,420.64
FHLMC SERIES K049 A1 DTD 10/01/2015 2.475% 03/01/2025	3137BLMY1	21,732.37	AA+	Aaa	7/11/2019	7/16/2019	21,889.42	2.34	44.82	21,841.66	22,517.89
FHLMC MULTIFAMILY K055 A1 DTD 06/01/2016 2.263% 04/01/2025	3137BPVZ9	22,153.67	AA+	Aaa	9/19/2019	9/24/2019	22,260.11	2.17	41.78	22,230.81	22,821.99
Security Type Sub-Total		98,863.96					99,679.29	2.31	208.77	99,322.81	101,391.69
Federal Agency Bond / Note											
FANNIE MAE NOTES DTD 01/11/2019 2.625% 01/11/2022	3135G0U92	30,000.00	AA+	Aaa	1/9/2019	1/11/2019	29,978.40	2.65	175.00	29,994.38	30,597.51

Managed Account Detail of Securities Held

Security Type/Description Dated Date/Coupon/Maturity	CUSIP	Par	S&P Rating	Moody's Rating	Trade Date	Settle Date	Original Cost	YTM at Cost	Accrued Interest	Amortized Cost	Market Value
Federal Agency Bond / Note											
FANNIE MAE NOTES DTD 04/10/2017 1.875% 04/05/2022	3135G0T45	80,000.00	AA+	Aaa	4/6/2017	4/10/2017	79,640.80	1.97	733.33	79,927.21	81,429.52
FANNIE MAE NOTES DTD 04/12/2019 2.250% 04/12/2022	3135G0V59	40,000.00	AA+	Aaa	4/11/2019	4/12/2019	39,868.80	2.36	422.50	39,954.99	40,882.92
FREDDIE MAC NOTES DTD 04/20/2020 0.375% 04/20/2023	3137EAEQ8	55,000.00	AA+	Aaa	4/17/2020	4/20/2020	54,862.50	0.46	92.24	54,905.95	55,212.47
FREDDIE MAC NOTES DTD 05/07/2020 0.375% 05/05/2023	3137EAER6	50,000.00	AA+	Aaa	5/5/2020	5/7/2020	49,979.00	0.39	76.04	49,985.32	50,186.60
FREDDIE MAC NOTES DTD 06/26/2020 0.250% 06/26/2023	3137EAES4	50,000.00	AA+	Aaa	6/24/2020	6/26/2020	49,854.00	0.35	32.99	49,891.20	50,048.65
FANNIE MAE NOTES DTD 10/18/2019 1.625% 10/15/2024	3135G0W66	45,000.00	AA+	Aaa	10/17/2019	10/18/2019	44,923.05	1.66	337.19	44,945.45	46,725.89
FANNIE MAE NOTES DTD 04/24/2020 0.625% 04/22/2025	3135G03U5	185,000.00	AA+	Aaa	6/4/2020	6/5/2020	185,738.15	0.54	510.68	185,613.88	184,670.15
FREDDIE MAC NOTES DTD 07/23/2020 0.375% 07/21/2025	3137EAEU9	100,000.00	AA+	Aaa	9/1/2020	9/3/2020	99,859.00	0.40	72.92	99,875.62	98,290.10
FANNIE MAE NOTES DTD 11/12/2020 0.500% 11/07/2025	3135G06G3	90,000.00	AA+	Aaa	11/9/2020	11/12/2020	89,677.80	0.57	173.75	89,702.57	88,543.26
Security Type Sub-Total		725,000.00					724,381.50	0.92	2,626.64	724,796.57	726,587.07
Corporate Note											
APPLE INC CORP NOTES DTD 02/09/2015 2.150% 02/09/2022	037833AY6	40,000.00	AA+	Aa1	11/2/2018	11/6/2018	38,584.40	3.30	124.22	39,626.79	40,663.28
EXXON MOBIL CORP (CALLABLE) NOTE DTD 03/06/2015 2.397% 03/06/2022	30231GAJ1	60,000.00	AA-	Aa2	3/5/2018	3/7/2018	58,814.40	2.92	99.88	59,724.71	60,989.82
WAL-MART STORES INC CORP NOTES DTD 06/27/2018 3.400% 06/26/2023	931142EK5	60,000.00	AA	Aa2	5/14/2019	5/16/2019	61,812.60	2.62	538.33	60,967.30	63,892.98

Managed Account Detail of Securities Held

Security Type/Description Dated Date/Coupon/Maturity	CUSIP	Par	S&P Rating	Moody's Rating	Trade Date	Settle Date	Original Cost	YTM at Cost	Accrued Interest	Amortized Cost	Market Value
Corporate Note											
TOYOTA MOTOR CREDIT CORP CORP NOTES DTD 01/08/2019 3.350% 01/08/2024	89236TFS9	55,000.00	A+	A1	4/2/2019	4/4/2019	56,488.85	2.74	424.80	55,865.93	59,315.47
MICROSOFT CORP(CALLABLE) NOTE DTD 02/06/2017 2.875% 02/06/2024	594918BX1	60,000.00	AAA	Aaa	5/14/2019	5/16/2019	60,794.40	2.57	263.54	60,467.10	63,932.70
JOHNSON & JOHNSON CORPORATE NOTES DTD 08/25/2020 0.550% 09/01/2025	478160CN2	45,000.00	AAA	Aaa	9/2/2020	9/3/2020	45,249.75	0.44	20.63	45,220.50	44,483.40
Security Type Sub-Total		320,000.00					321,744.40	2.48	1,471.40	321,872.33	333,277.65
Asset-Backed Security											
GMCAR 2018-4 A3 DTD 10/10/2018 3.210% 10/16/2023	38013FAD3	15,799.37	AAA	Aaa	10/2/2018	10/10/2018	15,796.87	3.21	21.13	15,798.10	16,030.51
COMET 2019-A2 A2 DTD 09/05/2019 1.720% 08/15/2024	14041NFU0	25,000.00	AAA	NR	8/28/2019	9/5/2019	24,993.71	1.73	19.11	24,995.71	25,492.73
JDOT 2021-A A3 DTD 03/10/2021 0.360% 09/15/2025	47788UAC6	5,000.00	NR	Aaa	3/2/2021	3/10/2021	4,999.04	0.36	1.05	4,999.05	4,989.66
Security Type Sub-Total		45,799.37					45,789.62	2.09	41.29	45,792.86	46,512.90
Managed Account Sub Total		2,750,622.79					2,750,693.54	1.75	9,970.40	2,753,278.41	2,822,937.85
Securities Sub-Total		\$2,750,622.79					\$2,750,693.54	1.75%	\$9,970.40	\$2,753,278.41	\$2,822,937.85
Accrued Interest											\$9,970.40
Total Investments											\$2,832,908.25

Bolded items are forward settling trades.

IMPORTANT DISCLOSURES

This material is based on information obtained from sources generally believed to be reliable and available to the public; however, PFM Asset Management LLC cannot guarantee its accuracy, completeness or suitability. This material is for general information purposes only and is not intended to provide specific advice or a specific recommendation. All statements as to what will or may happen under certain circumstances are based on assumptions, some, but not all of which, are noted in the presentation. Assumptions may or may not be proven correct as actual events occur, and results may depend on events outside of your or our control. Changes in assumptions may have a material effect on results. Past performance does not necessarily reflect and is not a guaranty of future results. The information contained in this presentation is not an offer to purchase or sell any securities.

- Market values that include accrued interest are derived from closing bid prices as of the last business day of the month as supplied by Refinitiv, Bloomberg, or Telerate. Where prices are not available from generally recognized sources, the securities are priced using a yield based matrix system to arrive at an estimated market value.
- In accordance with generally accepted accounting principles, information is presented on a trade date basis; forward settling purchases are included in the monthly balances, and forward settling sales are excluded.
- Performance is presented in accordance with the CFA Institute's Global Investment Performance Standards (GIPS). Unless otherwise noted, performance is shown gross of fees. Quarterly returns are presented on an unannualized basis. Returns for periods greater than one year are presented on an annualized basis. Past performance is not indicative of future returns.
- Bank of America/Merrill Lynch Indices provided by Bloomberg Financial Markets.
- Money market fund/cash balances are included in performance and duration computations.
- Standard & Poor's is the source of the credit ratings. Distribution of credit rating is exclusive of money market fund/LGIP holdings.
- Callable securities in the portfolio are included in the maturity distribution analysis to their stated maturity date, although, they may be called prior to maturity.
- MBS maturities are represented by expected average life.

GLOSSARY

- **ACCRUED INTEREST:** Interest that is due on a bond or other fixed income security since the last interest payment was made.
- **AGENCIES:** Federal agency securities and/or Government-sponsored enterprises.
- **AMORTIZED COST:** The original cost of the principal of the security is adjusted for the amount of the periodic reduction of any discount or premium from the purchase date until the date of the report. Discount or premium with respect to short-term securities (those with less than one year to maturity at time of issuance) is amortized on a straight line basis. Such discount or premium with respect to longer-term securities is amortized using the constant yield basis.
- **BANKERS' ACCEPTANCE:** A draft or bill of exchange accepted by a bank or trust company. The accepting institution guarantees payment of the bill as well as the insurer.
- **COMMERCIAL PAPER:** An unsecured obligation issued by a corporation or bank to finance its short-term credit needs, such as accounts receivable and inventory.
- **CONTRIBUTION TO DURATION:** Represents each sector or maturity range's relative contribution to the overall duration of the portfolio measured as a percentage weighting. Since duration is a key measure of interest rate sensitivity, the contribution to duration measures the relative amount or contribution of that sector or maturity range to the total rate sensitivity of the portfolio.
- **EFFECTIVE DURATION:** A measure of the sensitivity of a security's price to a change in interest rates, stated in years.
- **EFFECTIVE YIELD:** The total yield an investor receives in relation to the nominal yield or coupon of a bond. Effective yield takes into account the power of compounding on investment returns, while nominal yield does not.
- **FDIC:** Federal Deposit Insurance Corporation. A federal agency that insures bank deposits to a specified amount.
- **INTEREST RATE:** Interest per year divided by principal amount and expressed as a percentage.
- **MARKET VALUE:** The value that would be received or paid for an investment in an orderly transaction between market participants at the measurement date.
- **MATURITY:** The date upon which the principal or stated value of an investment becomes due and payable.
- **NEGOTIABLE CERTIFICATES OF DEPOSIT:** A CD with a very large denomination, usually \$1 million or more, that can be traded in secondary markets.
- **PAR VALUE:** The nominal dollar face amount of a security.
- **PASS THROUGH SECURITY:** A security representing pooled debt obligations that passes income from debtors to its shareholders. The most common type is the mortgage-backed security.

GLOSSARY

- **REPURCHASE AGREEMENTS:** A holder of securities sells these securities to an investor with an agreement to repurchase them at a fixed price on a fixed date.
- **SETTLE DATE:** The date on which the transaction is settled and monies/securities are exchanged. If the settle date of the transaction (i.e., coupon payments and maturity proceeds) occurs on a non-business day, the funds are exchanged on the next business day.
- **TRADE DATE:** The date on which the transaction occurred; however, the final consummation of the security transaction and payment has not yet taken place.
- **UNSETTLED TRADE:** A trade which has been executed; however, the final consummation of the security transaction and payment has not yet taken place.
- **U.S. TREASURY:** The department of the U.S. government that issues Treasury securities.
- **YIELD:** The rate of return based on the current market value, the annual interest receipts, maturity value, and the time period remaining until maturity, stated as a percentage on an annualized basis.
- **YTM AT COST:** The yield to maturity at cost is the expected rate of return based on the original cost, the annual interest receipts, maturity value, and the time period from purchase date to maturity, stated as a percentage on an annualized basis.
- **YTM AT MARKET:** The yield to maturity at market is the rate of return based on the current market value, the annual interest receipts, maturity value, and the time period remaining until maturity, stated as a percentage on an annualized basis.